



2022 eNASCAR Coca-Cola iRacing Series

MEDIA GUIDE

GET BEHIND THE WHEEL TODAY.

Join a community of over 200,000 sim-racers
across the globe and experience the ultimate
online motorsport simulation game.

Visit our website to learn more.

[iRACING.COM/MEMBERSHIP](https://www.iracing.com/membership)





TABLE OF CONTENTS

Click to view a section.

Introduction »	4
Schedule »	5
Free Agency Recap »	6
Driver Roster »	7
Spotter Guide »	8 - 13
Driver Profiles »	15 - 34
2021 Race Results & Standings »	36 - 55
Historical Series Standings »	56 - 66
All-Time Race Winners »	68
Contact Information »	69



INTRODUCTION

New tracks are set to debut in the 13th season of the eNASCAR Coca-Cola iRacing Series with drivers competing on virtual circuits that more closely mirror the NASCAR Cup Series schedule. Six tracks make a first-time appearance on the 19-race calendar, including the much-anticipated Los Angeles Memorial Coliseum, which opens the season with an exhibition race on February 1.

“We’re raising the bar with the most competitive virtual racing in the world and leaning into iRacing’s technology to blur the lines between virtual and reality,” said Nick Rend, Managing Director of Gaming and Esports, NASCAR. “The eNASCAR Coca-Cola iRacing Series has grown monumentally over the past two seasons with new investments made by teams, drivers and world-class partners. This season will be no different as we anticipate more intense competition among drivers testing their clout on new and historic tracks alike.”

The L.A. Coliseum virtual exhibition race will run in conjunction with the NASCAR Cup Series’ preseason debut at the same real-life venue on Sunday, February 6. iRacing played a vital role in the track’s design with NASCAR Cup Series drivers and eNASCAR Coca-Cola iRacing Series competitors simulating test runs on different setups to develop its configuration for NASCAR.

In addition to the L.A. Coliseum, virtual events will also debut at the newly reconfigured Atlanta Motor Speedway, Bristol Dirt Race, Dover International Speedway, World Wide Technology Raceway and Nashville Superspeedway. For the first time in its history, the series will conclude at Phoenix Raceway on October 25.

“The 2022 eNASCAR Coca-Cola iRacing Series season is shaping up to be one of our most exciting yet,” said Tony Gardner, iRacing President. “With a refreshed schedule, led by our opening exhibition at the L.A. Coliseum, a track developed in iRacing, the pursuit of this year’s championship will take some exciting new turns this year. We’re excited to kick off the chase for one of the largest purses in sim racing, with well over \$300,000 on the line, and look forward to crowning a champion in Phoenix!”

Competition will again be tight with 20 teams and 40 drivers contending for the championship. 2021 eNASCAR Coca-Cola iRacing Series champion Keegan Leahy returns to defend his title with team owners including Denny Hamlin and Michael Jordan, Dale Earnhardt Jr., and Kansas City Chiefs player Kyle Long securing drivers for the upcoming season. Professional Esports organization Charlotte Phoenix will also join the competition.



2022 SEASON SCHEDULE*

Round	Date	Track	Laps
//	Feb 01, 2022	LA Coliseum Clash Exhibition (Non-points)	25/50/120
1	Feb 15, 2022	Daytona International Speedway	80
2	Mar 01, 2022	Las Vegas Motor Speedway	100
3	Mar 15, 2022	Atlanta Motor Speedway	100
4	Mar 29, 2022	Richmond Raceway	130
5	Apr 12, 2022	Bristol Motor Speedway - Dirt	25/120
6	Apr 26, 2022	Dover Motor Speedway	120
7	May 10, 2022	Kansas Speedway	100
8	May 24, 2022	Charlotte Motor Speedway	100
9	May 31, 2022	World Wide Technology Raceway	120
10	Jun 21, 2022	Nashville Superspeedway	100
11	Jul 05, 2022	Road America	25
12	Jul 19, 2022	Pocono Raceway	60
13	Aug 16, 2022	Watkins Glen International	35
14	Aug 30, 2022	Darlington Raceway	120
15	Sep 13, 2022	Playoffs Round 1 - Bristol Motor Speedway	175
16	Sep 27, 2022	Playoffs Round 2 - Talladega Superspeedway	70
17	Oct 11, 2022	Playoffs Round 3 - Homestead-Miami Speedway	100
18	Oct 25, 2022	Championship - Phoenix Raceway	110

*Subject to change



2022 FREE AGENCY RECAP

No matter where you finished in the 2021 eNASCAR Coca-Cola iRacing Series, you weren't immune from the possibility of a change to your car for 2022.

Perhaps that's an overstatement for defending series champion Keegan Leahy—he's merely trading in the number 32 he won the title with for 45, now that 23XI is a two-car team in the real world. But many of last year's top drivers have found new homes, led by Championship 4 mainstay Bobby Zalenski, who reunites with Joe Gibbs Racing for the first time since 2019 and teams back up with Ray Alfalla in hopes of taking their second teams' title together in the past three years.

The series welcomes new team Charlotte Phoenix to the fray, which added series returnee and 2020 Charlotte winner Kollin Keister and ex-Stewart-Haas eSports driver Graham Bowlin for this season. Steven Wilson departs the rechristened RFK Racing to replace Bowlin at SHR, while series newcomer Kaden Honeycutt joins fellow rookie Parker Retzlaff at RFK in Wilson's place.

Other series veterans who found new homes in the offseason include Blake Reynolds at Jim Beaver eSports, Allen Boes

at Spacestation Gaming, Femi Olatunbosun at Clint Bowyer Racing, Blade Whitt at Wood Brothers Racing, and Vicente Salas at Williams eSports. Other than that, many series mainstays elected to renew with their 2021 teams in hopes of another go at the title. That includes Zack Novak and Jimmy Mullis at Rise eSports, the team formerly named after Richmond Raceway.

Joining Rise in the renaming department is eRacr, as Parker Kligerman adds Landon Cassill to the management program of his eNASCAR squad. Both eRacr and Letarte eSports will join RFK by taking all-rookie lineups into Daytona, Elliott Sadler eSports' Liam Brotherton, Williams eSports' Donovan Strauss, and JR Motorsports' Briar LaPradd are the remaining rookies.

Manufacturer camps may have seen the most change of all, with Chevrolet welcoming XSET, Rise eSports, and Elliott Sadler eSports, and Toyota adding Williams eSports and Spacestation Gaming.

But perhaps no change will be more popular than the one that Casey Kirwan made. He's still running with XSET in their new Chevrolets, but the popular driver will trade in his former number 38 for 95 in homage to Lightning McQueen. *Ka-chow!*
























2022 DRIVER ROSTER

All driver and sponsor combinations accurate as of February 8, 2021.

No.	MFR.	Driver	Hometown	Team
2	Chevrolet	Liam Brotherton (R)	Huntersville, NC	Elliott Sadler eSports
3	Chevrolet	Corey Vincent	Louisville, KY	Team Dillon eSports
4	Chevrolet	Ryan Luza	Cypress, TX	XSET
5	Chevrolet	Zack Novak	Clinton, CT	Rise eSports
6	Ford	Parker Retzlaff (R)	Rhineland, WI	RFK Racing
7	Ford	Malik Ray	Greer, SC	iRacing Motorsports
8	Chevrolet	Michael Conti	Concord, NC	JR Motorsports
9	Ford	Michael Guest	Brownsburg, IN	Jim Beaver eSports
10	Ford	Steven Wilson	Cedar Rapids, IA	Stewart-Haas Racing
12	Ford	Derek Justis	Elizabethtown, KY	iRacing Motorsports
14	Ford	Nickolas Shelton	Dardanelle, AK	Clint Bowyer Racing
15	Ford	Blake Reynolds	Cypress, TX	Jim Beaver eSports
16	Ford	Blade Whitt	Roanoke, VA	Wood Brothers Racing
17	Ford	Kaden Honeycutt (R)	Aledo, TX	RFK Racing
18	Toyota	Bobby Zalenski	Fresno, CA	Joe Gibbs Racing
19	Toyota	Vicente Salas	Temecula, CA	Williams eSports
20	Toyota	Donovan Strauss (R)	Marietta, GA	Williams eSports
21	Ford	Garrett Lowe	Gastonia, NC	Wood Brothers Racing
23	Toyota	Mitchell deJong	Temecula, CA	23XI
24	Ford	Cody Byus	Myerstown, PA	Mode Motorsports
25	Chevrolet	Nick Ottinger	Claremont, NC	William Byron eSports
31	Chevrolet	Garrett Manes	Powhatan, VA	Elliott Sadler eSports
33	Chevrolet	Taylor Hurst	Winston-Salem, NC	Team Dillon eSports
36	Chevrolet	Brian Mercurio (R)	North Caldwell, NJ	Letarte eSports
40	Chevrolet	Dylan Ault (R)	Sacramento, CA	Letarte eSports
41	Ford	Dylan Duval	Halifax, Nova Scotia, Canada	Stewart-Haas Racing
42	Chevrolet	Darik Bourdeau	Montmagny, Quebec, Canada	eRacr
43	Toyota	Kollin Keister	Frostburg, MD	Charlotte Phoenix
45	Toyota	Keegan Leahy	Halifax, Nova Scotia, Canada	23XI
46	Chevrolet	Jimmy Mullis	Midland, NC	Rise eSports
48	Toyota	Graham Bowlin	Houston, TX	Charlotte Phoenix
51	Toyota	Ray Alfalla	Cape Coral, FL	Joe Gibbs Racing
54	Toyota	Kyle Peddle (R)	Truro, Nova Scotia, Canada	Spacestation Gaming
55	Toyota	Allen Boes	Lima, OH	Spacestation Gaming
69	Chevrolet	Collin Bowden (R)	Suffolk, VA	eRacr
75	Ford	Matt Bussa	Darien, IL	Mode Motorsports
79	Ford	Femi Olatunbosun	Revere, MA	Clint Bowyer Racing
88	Chevrolet	Briar LaPradd (R)	Manchester, TN	JR Motorsports
95	Chevrolet	Casey Kirwan	Matthews, NC	XSET
97	Chevrolet	Logan Clampitt	Concord, NC	William Byron eSports

(R) - Series Rookie

SPOTTER GUIDE (1/6)

 <p>#51</p>	<p>RAY ALFALLA — JOE GIBBS RACING</p>		
 <p>#40</p>	<p>DYLAN AULT — LETARTE ESPORTS</p>		
 <p>#55</p>	<p>ALLEN BOES — SPACESTATION RACING</p>		
 <p>#42</p>	<p>DARIK BOURDEAU — eRACR</p>		
 <p>#69</p>	<p>COLLIN BOWDEN — eRACR</p>		
 <p>#48</p>	<p>GRAHAM BOWLIN — CHARLOTTE PHOENIX</p>		
 <p>#2</p>	<p>LIAM BROTHERTON — ELLIOTT SADLER ESPORTS</p>		

SPOTTER GUIDE (2/6)



MATT
BUSSA
MODE MOTORSPORTS
#75







CODY
BYUS
MODE MOTORSPORTS
#24







LOGAN
CLAMPITT
WILLIAM BYRON ESPORTS
#97







MICHAEL
CONTI
JR MOTORSPORTS
#8









MITCHELL
DEJONG
23XI
#23








DYLAN
DUVAL
STEWART-HAAS RACING
#41





STEWART-HAAS
eSports




MICHAEL
GUEST
JIM BEAVER ESPORTS
#9





SPOTTER GUIDE (3/6)




KADEN
HONEYCUTT
RFK RACING



TAYLOR
HURST
TEAM DILLON ESPORTS



DEREK
JUSTIS
IRACING MOTORSPORTS



KOLLIN
KEISTER
CHARLOTTE PHOENIX



CASEY
KIRWAN
XSET



BRIAR
LAPRADD
JR MOTORSPORTS



KEEGAN
LEAHY
23XI



SPOTTER GUIDE (4/6)



GARRETT LOWE
WOOD BROTHERS RACING







RYAN LUZA
XSET







GARRETT MANES
ELLIOTT SADLER ESPORTS







BRIAN MERCURIO
LETARTE ESPORTS







JIMMY MULLIS
RISE ESPORTS







ZACK NOVAK
RISE ESPORTS







FEMI OLATUNBOSON
CLINT BOWYER RACING





SPOTTER GUIDE (5/6)



NICK
OTTINGER
—
WILLIAM BYRON ESPORTS



KYLE
PEDDLE
—
SPACESTATION RACING




MALIK
RAY
—
iRACING MOTORSPORTS




PARKER
RETZLAFF
—
RFK RACING



BLAKE
REYNOLDS
—
JIM BEAVER ESPORTS



VICENTE
SALAS
—
WILLIAMS ESPORTS



NICKOLAS
SHELTON
—
CLINT BOWYER RACING



SPOTTER GUIDE (6/6)



DONOVAN STRAUSS
WILLIAMS ESPORTS



WILLIAMS ESPORTS



COREY VINCENT
TEAM DILLON ESPORTS



TEAM DILLON ESPORTS



BLADE WHITT
WOOD BROTHERS RACING









STEVEN WILSON
STEWART-HAAS RACING








BOBBY ZALEWSKI
JOE GIBBS RACING





TRUE RACING COMES FROM WITHIN

TRUEFORCE

NEXT-GEN
RACING WHEEL

GRAB YOURS HERE

Available for PC, PlayStation 5,
PlayStation 4, Xbox Series X|S
and Xbox One.

BUBBA WALLACE
23XI RACING TEAM


logitech™

© 2021 Logitech. Logitech, Logitech G, and their logos are trademarks or registered trademarks of Logitech Europe S.A. or its affiliates in the U.S. and/or other countries. All other trademarks are the property of their respective owners.

RAY ALFALLA

BORN: July 1, 1989
TEAM: Joe Gibbs Racing
FACEBOOK: @RayAlfalla
INSTA: @rayalfalla
HOME: Cape Coral, FL
QUALIFIED: Top 20 in 2021 Standings
TWITTER: @rayalfalla
YOUTUBE:



BIOGRAPHY

Alfalla is the eNASCAR iRacing World Championship's only four-time champion, with back-to-back titles in 2011 and 2012, and two more titles in 2016 and 2018. He has been known as one of the world's best sim racers for more than a decade, and was the first selection in the 2019 Driver Draft. After a return to Pro that winter, he came back stronger in 2020 and returned to the playoffs, and won at Charlotte in 2021.

CAREER STATISTICS

YEAR	ST.	W.	T5	RANK
2021	18	1	3	15th
2020	20	1	3	8th
2019	18	0	1	21st
2018	18	2	9	1st
2017	14	3	7	4th
2016	16	2	13	1st
2015	16	4	9	2nd
2014	16	2	9	2nd
2013	18	2	11	2nd
2012	17	5	12	1st
2011	18	3	11	1st
2010	18	1	4	8th
Totals	207	26	92	

DYLAN AULT

BORN: July 12, 2004
TEAM: Letarte eSports
FACEBOOK: @AultF4
INSTA: @dylanault42
HOME: Sacramento, CA
QUALIFIED: Top 21 in 2021 Contender
TWITTER: @dylanault42
YOUTUBE:



BIOGRAPHY

One of the top drivers in the 2021 Contender Series, Ault scored back-to-back midseason victories to power him to a third place finish in final series points. As one of only two drivers to win more than once in the season, he'll be looked at as one of the top true rookies on the grid for 2022.

CAREER STATISTICS

YEAR	ST.	W.	T5	RANK
2021 Ctdr	7	2	2	3rd

ALLEN BOES

BORN: June 29, 1999
 TEAM: Spacestation Gaming
 FACEBOOK:
 INSTA:

HOME: Lima, OH
 QUALIFIED: Top 21 in 2021 Contender
 TWITTER: @A_Boes21
 YOUTUBE:



BIOGRAPHY

Each of Boes' three previous eNASCAR seasons featured a trip to victory lane, with wins at Pocono in 2015, Daytona in 2016, and Texas in 2017. The veteran sim racer eked his way into the premier level once again after a two-year absence after entering the Homestead finale below the cut line.

CAREER STATISTICS

YEAR	ST.	W.	T5	RANK
2021 Ctdr	7	0	2	12th
2021	18	0	0	32nd
2017	12	1	1	43rd
2016	15	1	3	10th
2015	15	1	2	34th
Total	60	3	6	

DARIK BOURDEAU

BORN: April 5, 1995
 TEAM: eRacr
 FACEBOOK:
 INSTA:

HOME: Montmagny, QC, CAN
 QUALIFIED: Top 21 in 2021 Contender
 TWITTER: @Dard2121
 YOUTUBE:



BIOGRAPHY

After two years out, Bourdeau is back in eNASCAR thanks to a 16th place finish in 2021 Contender points. Lightning struck immediately the first time he qualified for the series, as he won in his first-ever start at Daytona in 2017 and finished 11th in points that year. He also scored two top split wins on last year's Road to Pro path to help set up his return.

CAREER STATISTICS

YEAR	ST.	W.	T5	RANK
2021 Ctdr	7	0	2	12th
2018	8	0	1	36th
2017	14	1	1	11th
Totals	22	1	2	

COLLIN BOWDEN

BORN: September 29, 1993
 TEAM: eRacr
 FACEBOOK: /collin.bowden.1
 INSTA: @CBowden_93

HOME: Suffolk, VA
 QUALIFIED: Top 21 in 2021 Contender
 TWITTER: @bigdogbowden
 YOUTUBE:



BIOGRAPHY

Boasting more than 500 career wins on iRacing, Bowden's path to his first eNASCAR season came through Road to Pro victories at Darlington and Richmond and a 15th place finish in Contender points. He's also got plenty of experience in major independent iRacing events and karting, where he boasts multiple titles.

CAREER STATISTICS

YEAR	ST.	W.	T5	RANK
2021 Ctdr	7	0	0	15th

GRAHAM BOWLIN

BORN: April 30, 2002
 TEAM: Charlotte Phoenix
 FACEBOOK: /graham.bowlin.1
 INSTA:

HOME: Houston, TX
 QUALIFIED: Top 20 in 2021 Standings
 TWITTER: @BowlinGraham
 YOUTUBE:



BIOGRAPHY

Bowlin made the transition from real-world racing in Unrestricted Mini Sprints to sim racing in 2016, and worked his way up to the Pro Series in 2019. After a runner-up finish there, the Texan put himself in the eNASCAR conversation throughout 2020 with multiple strong performances, and was never really in jeopardy of having to return to the Pro level to make it back in 2021.

CAREER STATISTICS

YEAR	ST.	W.	T5	RANK
2021	18	1	5	6th
2020	20	0	2	11th
Total	38	1	7	

LIAM BROTHERTON

BORN: September 3, 1999
TEAM: Elliott Sadler eSports
FACEBOOK: @liambrothertonracing
INSTA:

HOME: Huntersville, NC
QUALIFIED: Top 21 in 2021 Contender
TWITTER:
YOUTUBE: Liam Brotherton



BIOGRAPHY

Brotherton's story is one of perseverance. He's spent the past five years pushing to qualify for eNASCAR's highest level, and finally found success in 2021 with a 20th place finish in Contender series points. Off track, the Charlotte native graduated magna cum laude from UNC-Charlotte with a degree in marketing.


CAREER STATISTICS

YEAR	ST.	W.	T5	RANK
2021 Ctdr	7	0	1	20th

MATT BUSSA

BORN: June 30, 1994
TEAM: Mode Motorsports
FACEBOOK:
INSTA:

HOME: Darien, IL
QUALIFIED: Top 20 in 2021 Standings
TWITTER: @mbussa5
YOUTUBE:



BIOGRAPHY

One of 2018's Championship 4 at the highest level, Bussa converted his first career points-paying victory in Atlanta (he'd won his first race in the All-Star event the previous year) into a playoff run, and he did the same thing in 2021. He's also run the Mazda Road to 24, GT3 World Championship, and iRacing Rallycross.

CAREER STATISTICS

YEAR	ST.	W.	T5	RANK
2021	18	1	3	5th
2020	20	0	1	23rd
2019	17	0	1	19th
2018	18	1	4	4th
2017	14	0	2	24th
2016	15	0	1	25th
2015	16	0	1	7th
2014	16	0	3	7th
2013	17	0	2	12th
Totals	153	2	18	

CODY BYUS

BORN: October 5, 1995
 TEAM: Mode Motorsports
 FACEBOOK: /cody.byus.3
 INSTA:

HOME: Myerstown, PA
 QUALIFIED: Top 21 in 2021 Contender
 TWITTER: @CByus27
 YOUTUBE:



BIOGRAPHY

For longtime eNASCAR followers, the idea that Byus hasn't been in the series over the past two years feels like a strange one. He actually dominated much of the 2019 Contender series, but rotten luck led to finishes that just weren't good enough to make the cut. Now, the 2017 Pocono winner and former top-10 points finisher is back to make up for lost time.


CAREER STATISTICS

YEAR	ST.	W.	T5	RANK
2021 Ctdr	7	0	2	7th
2019	16	0	1	36th
2018	4	0	0	38th
2017	13	1	5	23rd
2016	14	0	2	11th
2015	15	0	0	22nd
2014	15	0	2	8th
2013	7	0	0	48th
Totals	84	1	9	

LOGAN CLAMPITT

BORN: May 31, 2000
 TEAM: William Byron eSports
 FACEBOOK: /lclampitt44
 INSTA: @lclampitt44

HOME: Trabuco Canyon, CA
 QUALIFIED: Top 20 in 2021 Standings
 TWITTER: @lclampitt44
 YOUTUBE:



BIOGRAPHY

One of iRacing's most versatile drivers, Clampitt's adaptability helped him win the 2019 Mazda Hot Lap Challenge, which allowed him to test a Global MX-5 Cup car with Mazda Motorsports, and has seen him in two other World Championships in the past. 2021 marked the second time in the past five years that he's finished second in points; in 2017 to Ryan Luza, and now to Keegan Leahy after a spirited duel in Texas.

CAREER STATISTICS

YEAR	ST.	W.	T5	RANK
2021	18	1	5	2nd
2020	19	0	7	10th
2019	16	0	5	15th
2018	18	1	4	9th
2017	15	0	8	2nd
2016	12	1	4	17th
Totals	98	3	33	

MICHAEL CONTI

BORN:	April 6, 1997	HOME:	Concord, NC
TEAM:	JR Motorsports	QUALIFIED:	Top 20 in 2021 Standings
FACEBOOK:	/MichaelConti	TWITTER:	@MikeConti5
INSTA:	@MikeConti5	YOUTUBE:	/michaelconti



BIOGRAPHY


A veteran of the eNASCAR iRacing World Championship since 2012, Conti scored his first championship in 2014 and parlayed it into real-world opportunities in a full-bodied stock car and US Legend Car. An employee of the Hendrick Automotive Group away from the sim world, Conti landed a spot with longtime Hendrick driver Dale Earnhardt Jr. for the 2019 season and has earned three straight playoff berths with the team, including a Championship 4 spot in 2020.

CAREER STATISTICS

YEAR	ST.	W.	T5	RANK
2021	18	1	6	7th
2020	20	1	7	3rd
2019	18	0	4	7th
2018	18	2	7	3rd
2017	16	1	5	9th
2016	16	0	2	14th
2015	15	0	3	10th
2014	16	3	10	1st
2013	17	2	6	4th
2012	17	1	10	2nd
2011	1	0	0	59th
Totals	172	11	60	

MITCHELL DEJONG

BORN:	September 15, 1997	HOME:	Temecula, CA
TEAM:	23XI	QUALIFIED:	Top 20 in 2021 Standings
FACEBOOK:	/mitchelldejong24	TWITTER:	@mitchelldejong1
INSTA:	@mitchelldejong1	YOUTUBE:	



BIOGRAPHY

Winner of just about everything there is to win on iRacing, deJong spent much of the past decade as a real-world professional off-road and rallycross racer before heightening his focus on sim racing in recent years. His rookie eNASCAR season ended with a Championship 4 appearance.

CAREER STATISTICS

YEAR	ST.	W.	T5	RANK
2021	18	2	7	3rd
Totals	18	2	7	

DYLAN DUVAL

BORN: April 18, 1995
 TEAM: Stewart-Haas Racing
 FACEBOOK: /duval42
 INSTA:

HOME: Halifax, NS, CAN
 QUALIFIED: Top 20 in 2021 Points
 TWITTER: @dduval42
 YOUTUBE:



BIOGRAPHY

Duval holds the distinction as the first Canadian winner in series history, a feat he accomplished at Indianapolis in 2016. In 2021, Duval celebrated 100 career eNASCAR Coca-Cola iRacing Series starts, and 2022 will mark his 10th season with an appearance in the series.

CAREER STATISTICS

YEAR	ST.	W.	T5	RANK
2021	18	0	0	17th
2020	20	0	1	24th
2019	18	0	0	17th
2018	6	0	1	37th
2017	16	0	3	10th
2016	16	1	3	5th
2014	1	0	0	49th
2013	7	0	0	42nd
2012	9	0	1	38th
Totals	111	1	9	

MICHAEL GUEST

BORN: July 9, 1998
 TEAM: Jim Beaver eSports
 FACEBOOK: /MGRacer74
 INSTA:

HOME: Indianapolis, IN
 QUALIFIED: Top 20 in 2021 Standings
 TWITTER: @Michael_Guest
 YOUTUBE:



BIOGRAPHY

Guest is one of iRacing's most prolific oval drivers, with well over 1,100 career victories and special event wins in the Daytona 500 and Coca-Cola 600, as well as both fixed and open setup titles and a number of prominent all-star race and league victories and titles. 2021 was a breakout year in which Guest posted his best career eNASCAR points finish and ranked as high as second in the standings in the regular season.

CAREER STATISTICS

YEAR	ST.	W.	T5	RANK
2021	18	0	1	14th
2020	20	0	0	25th
2019	18	0	2	23rd
2018	18	0	4	16th
Totals	74	0	7	

KADEN HONEYCUTT

BORN: June 22, 2003 HOME: Aledo, TX
TEAM: RFK Racing QUALIFIED: Top 21 in 2021 Contender
FACEBOOK: Kaden Honeycutt Racing TWITTER: @kadenhoneycutt10
INSTA: @kadenhoneycutt10 YOUTUBE:



BIOGRAPHY

Honeycutt is the latest in a long line of experienced real-world racers adding their name to the historical eNASCAR driver roster. A CARS Tour race winner and former top-five finisher at the Snowball Derby, he took two Road to Pro wins on the way to a top-five finish in Contender series points to qualify for the 2022 season.

CAREER STATISTICS

YEAR	ST.	W.	T5	RANK
2021 Ctdr	7	0	3	4th

TAYLOR HURST

BORN: January 29, 1996 HOME: Winston-Salem, NC
TEAM: Team Dillon Esports QUALIFIED: Top 21 in 2021 Contender
FACEBOOK: /lockdownracing/ TWITTER:
INSTA: YOUTUBE:



BIOGRAPHY

After making it back to the series in 2021, Hurst returns to eNASCAR in 2022 in search of his second career series win. His first came at Chicagoland Speedway in 2017, where he held off that season's champion, Ryan Luza, to take the victory.

CAREER STATISTICS

YEAR	ST.	W.	T5	RANK
2021 Ctdr	7	0	0	13th
2021	18	0	1	28th
2019	16	0	2	32nd
2018	17	0	2	16th
2017	13	1	5	16th
2016	15	0	3	12th
2015	15	0	2	15th
Total	94	1	15	

DEREK JUSTIS

BORN: August 4, 1987
 TEAM: iRacing Motorsports
 FACEBOOK:
 INSTA:

HOME: Elizabethtown, KY
 QUALIFIED: Top 21 in 2021 Contender
 TWITTER: @DerekJustis
 YOUTUBE:



BIOGRAPHY

Justis has nearly 4,000 career starts in public iRacing oval events, and almost 1,500 wins. After an impressive 2020 Pro series got him to the highest level for the first time in 2021, Justis returned to the renamed Contender level over the winter and came in clutch in the season finale to retain his eNASCAR slot.


CAREER STATISTICS

YEAR	ST.	W.	T5	RANK
2021 Ctdr	7	0	0	19th
2021	18	0	1	37th
Totals	18	0	1	

KOLLIN KEISTER

BORN: January 24, 1996
 TEAM: Charlotte Phoenix
 FACEBOOK: Kollin Keister
 INSTA:

HOME: Frostburg, MD
 QUALIFIED: Top 21 in 2021 Contender
 TWITTER: @KollinKeister
 YOUTUBE:



BIOGRAPHY

As an eNASCAR rookie in 2020, Keister surprised the field when he took the checkered flag in the Coca-Cola 300 at Charlotte, the longest race in the season. While he didn't make it back into the series in 2021, Keister used the year away to dominate the Road to Pro Qualifying and Contender series, scoring three wins in the former and the championship in the latter.

CAREER STATISTICS

YEAR	ST.	W.	T5	RANK
2021 Ctdr	7	0	1	20th
2020	18	1	2	28th
Totals	18	1	2	

CASEY KIRWAN

BORN: July 30, 1999
TEAM: XSET
FACEBOOK:
INSTA: @casey_kirwan

HOME: Matthews, NC
QUALIFIED: Top 20 in 2021 Standings
TWITTER: @CaseyKirwan23
YOUTUBE:



BIOGRAPHY

One of the most prolific oval iRacers in the world, Kirwan has more than 500 victories in his iRacing career, including two in the eNASCAR Coca-Cola iRacing Series. The latter of those came last season at Michigan International Speedway, as he helmed the #23 Toyota for Jordan Brand and Denny Hamlin Racing—months before a Jordan and Hamlin-owned #23 car came to fruition for Bubba Wallace in the real world.

CAREER STATISTICS

YEAR	ST.	W.	T5	RANK
2021	18	0	2	11th
2020	20	1	1	19th
2019	18	1	3	10th
2018	18	0	1	15th
Totals	74	2	7	

BRIAR LAPRADD

BORN: August 27, 2002
TEAM: JR Motorsports
FACEBOOK: Briar LaPradd
INSTA: @PatriotBriar

HOME: Manchester, TN
QUALIFIED: Top 21 in 2021 Contender
TWITTER: @PatriotBriar
YOUTUBE:



BIOGRAPHY

A popular Twitch streamer who runs many of iRacing's biggest public and hosted Oval events, LaPradd's rookie eNASCAR season comes on the heels of a top 10 finish in Contender series points. He punched his ticket into that series with a win in the Road to Pro Qualifying Series race from Homestead.

CAREER STATISTICS

YEAR	ST.	W.	T5	RANK
2021 Ctdr	7	0	2	9th



KEEGAN LEAHY

BORN: November 24, 1993
 TEAM: 23XI
 FACEBOOK: /KeeganLeahy24
 INSTA:

HOME: Halifax, NS, CAN
 QUALIFIED: 2021 Champion
 TWITTER: @KeeganLeahy
 YOUTUBE:



BIOGRAPHY

Finally. After a runner-up finish in 2019 and rotten luck in 2020's playoffs, Leahy didn't let a bad finish at Darlington deter him from scoring the 2021 eNASCAR title. He led every lap at Bristol to punch his Championship 4 ticket and scored the decisive victory in the season finale to earn \$100,000. Leahy plans to become a meteorologist and operational weather forecaster for Environment Canada.


CAREER STATISTICS

YEAR	ST.	W.	T5	RANK
2021	18	3	5	1st
2020	20	3	8	6th
2019	18	2	12	2nd
2018	18	3	7	7th
Totals	74	11	32	

GARRETT LOWE

BORN: November 1, 2001
 TEAM: Wood Brothers Racing
 FACEBOOK: /GarrettLoweRacing
 INSTA:

HOME: Gastonia, NC
 QUALIFIED: Top 21 in 2021 Contender
 TWITTER: @GarrettLowe_6
 YOUTUBE:



BIOGRAPHY

A playoff driver in each of his first two eNASCAR seasons, Lowe returned to the winner's circle in the Contender ranks to regain his 2022 series license. In the real world, Lowe won the Charlotte Motor Speedway Winter Heat Bandolero title in 2018 and currently runs Legends cars in the Semi-Pro division.


CAREER STATISTICS

YEAR	ST.	W.	T5	RANK
2021 Ctdr	7	1	3	8th
2021	18	0	1	22nd
2020	20	0	6	7th
2019	18	1	5	8th
Totals	56	1	12	

RYAN LUZA

BORN: August 27, 1996
 TEAM: XSET
 FACEBOOK: /FlyinRyanLuzaRacing
 INSTA: @ryan_luza

HOME: Cypress, TX
 QUALIFIED: Top 20 in 2021 Standings
 TWITTER: @RyanLuza
 YOUTUBE:



BIOGRAPHY

"Flyin' Ryan" has a list of accolades a mile long in a real-world and sim racing career that spans nearly two decades. A former Pro Late Model track champion at 5 Flags Speedway, Luza jumped into the Pro Series in 2016 and won six of eight races. He then scored his first World Championship as a rookie with five wins, and added 10 more over the past three years. 2021 marked his first time out of the playoffs, but he still kept his perfect record of wins in all five of his eNASCAR seasons alive with an early-season triumph at Homestead.


CAREER STATISTICS

YEAR	ST.	W.	T5	RANK
2021	18	1	6	15th
2020	20	3	6	4th
2019	17	3	8	6th
2018	15	4	11	2nd
2017	15	5	10	1st
Totals	85	16	41	

GARRETT MANES

BORN: July 6, 2001
 TEAM: Elliott Sadler eSports
 FACEBOOK: /GarrettManesRacing
 INSTA: @garrettmanes1

HOME: Powhatan, VA
 QUALIFIED: Top 20 in 2021 Standings
 TWITTER: @GarrettManes
 YOUTUBE:



BIOGRAPHY

One of iRacing's most prolific race winners in public events, Manes finally earned his eNASCAR license in 2021 and kept it with a top-20 points finish. After a rookie season in which he scored five top-10s, he also represented Elliott Sadler eSports in iRacing Rallycross, a series he's competed in for three years running.

CAREER STATISTICS

YEAR	ST.	W.	T5	RANK
2021	18	0	1	20th
Totals	18	0	1	



BRIAN MERCURIO

BORN: June 25, 1997 **HOME:** North Caldwell, NJ
TEAM: Letarte eSports **QUALIFIED:** Top 21 in 2021 Contender
FACEBOOK: **TWITTER:** @Dr_Bob41
INSTA: @BrianMercurio **YOUTUBE:**



BIOGRAPHY


Second time's the charm. Mercurio qualified for what is now known as the Contender series in 2020 with eNASCAR hopes for 2021, but couldn't quite crack the top half of the field. More consistent results in the winter of 2021 enabled him to finish 17th in the standings and secure his spot in the top series for 2022.

CAREER STATISTICS

YEAR	ST.	W.	T5	RANK
2021 Ctdr	7	0	0	17th

JIMMY MULLIS

BORN: November 29, 2000 **HOME:** Midland, NC
TEAM: Rise eSports **QUALIFIED:** Top 20 in 2021 Standings
FACEBOOK: /jimmy.mullis.31 **TWITTER:** @jmullisracing
INSTA: **YOUTUBE:**



BIOGRAPHY

Coming off of his best World Championship season yet, Mullis advanced to the playoffs once again and finished fifth in points for the second year running with Richmond Raceway eSports. Mullis' over 1,300 wins and over 58,000 laps led have him in the top 10 all-time on iRacing for oval drivers. He's one of just a handful of drivers to score victories in each of the last four seasons.

CAREER STATISTICS

YEAR	ST.	W.	T5	RANK
2021	18	1	3	8th
2020	20	2	5	5th
2019	18	1	4	5th
2018	18	1	4	11th
2017	15	0	1	18th
Totals	89	5	17	

ZACK NOVAK

BORN: December 27, 2001
TEAM: Rise Esports
FACEBOOK:
INSTA: @znovw

HOME: Clinton, CT
QUALIFIED: Top 20 in 2021 Standings
TWITTER: @znovak15
YOUTUBE:



BIOGRAPHY

The 2018 eNASCAR IGNITE Series champion reinvested the \$10,000 he won from that series into his sim racing career, and it paid off in a huge way when Novak won the 2019 eNASCAR title. Although he had to make his way back into the series in 2021 the hard way with a Contender Series appearance, Novak returned to the top 20 in eNASCAR points and avoided another threat of relegation.

CAREER STATISTICS

YEAR	ST.	W.	T5	RANK
2021	18	0	3	18th
2020	20	0	3	21st
2019	18	4	7	1st
2018	18	1	5	12th
2017	16	1	5	7th
Totals	90	6	23	

FEMI OLATUNBOSUN

BORN: March 22, 1999
TEAM: Clint Bowyer Racing
FACEBOOK:
INSTA:

HOME: Revere, MA
QUALIFIED: Top 21 in 2021 Contender
TWITTER: @TA_Femi
YOUTUBE:



BIOGRAPHY

With more than 1,100 public starts in iRacing's oval races and over 200 wins, Olatunbosun brings a wealth of experience into eNASCAR. Strong runs in the Contender Series over each of the past two seasons have put him in position to compete at the highest level of stock car sim racing.

CAREER STATISTICS

YEAR	ST.	W.	T5	RANK
2021 Ctdr	7	0	1	11th
2021	18	0	0	27th
Totals	18	0	0	

NICK OTTINGER

BORN: June 7, 1994
 TEAM: William Byron Esports
 FACEBOOK:
 INSTA:

HOME: Claremont, NC
 QUALIFIED: Top 20 in 2021 Standings
 TWITTER: @NickOttinger
 YOUTUBE: /NickOttinger



BIOGRAPHY

The record holder for the most wins in a single eNASCAR season, and winner of the first-ever sim race broadcast live on US television, 2020 marked Ottinger's long-awaited first eNASCAR title as he outdueled a tough playoff field at Homestead. He added another win in 2021 despite just missing the playoffs.

CAREER STATISTICS

YEAR	ST.	W.	T5	RANK
2021	18	1	3	12th
2020	20	2	9	1st
2019	17	1	5	9th
2018	18	1	4	5th
2017	14	0	1	13th
2016	16	0	2	6th
2015	14	2	5	14th
2014	16	2	6	3rd
2013	18	6	8	3rd
2012	16	2	8	4th
Totals	167	17	51	

KYLE PEDDLE

BORN: June 29, 1993
 TEAM: Spacestation Gaming
 FACEBOOK:
 INSTA:

HOME: Truro, NS, CAN
 QUALIFIED: Top 21 in 2021 Contender
 TWITTER: @peddle_flower
 YOUTUBE:



BIOGRAPHY


A professional airline pilot by trade, Peddle has been sim racing since 2010. After stepping away in 2014, he returned to iRacing in 2020 and quickly rose through the ranks, earning his first Road to Pro win in 2021 and converting a Contender series appearance into a top-10 points finish and eNASCAR rookie status.

CAREER STATISTICS

YEAR	ST.	W.	T5	RANK
2021 Ctdr	7	0	2	10th

MALIK RAY

BORN:	October 8, 1998	HOME:	Greenville, SC
TEAM:	iRacing Motorsports	QUALIFIED:	Top 21 in 2021 Contender
FACEBOOK:	/malik.ray.988	TWITTER:	@malikrayTTV
INSTA:	@campaignpapii	YOUTUBE:	



BIOGRAPHY

Ray used a win in his first ever Pro start in 2018 to earn himself eNASCAR status in 2019, and has raced through the Contender division in each of the past two years to hang onto his license. One of the winningest iRacers of all time, Ray also boasts top split victories in iRacing's open Daytona 500 and Coca-Cola 600 events.

CAREER STATISTICS

YEAR	ST.	W.	T5	RANK
2021 Ctdr	7	0	0	21st
2021	18	0	1	33rd
2020	20	0	1	32nd
2019	17	0	1	18th
Totals	55	0	3	

PARKER RETZLAFF

BORN:	May 21, 2003	HOME:	Rhindelander, WI
TEAM:	RFK Racing	QUALIFIED:	Top 21 in 2021 Contender
FACEBOOK:	Parker Retzlaff Racing	TWITTER:	@parker79p
INSTA:	@ParkerRetzlaff	YOUTUBE:	



BIOGRAPHY

Retzlaff is in the rare position of ascending in both the real and sim racing ranks at the same time. His sixth place finish in Contender points has him among the top-ranked rookies in eNASCAR, but he's also parlayed some strong ARCA Menards Series runs into a slate of at least 10 NASCAR Xfinity Series races with Ryan Sieg Racing for the 2022 season.

CAREER STATISTICS

YEAR	ST.	W.	T5	RANK
2021 Ctdr	7	1	3	6th



BLAKE REYNOLDS

BORN: June 2, 1998
 TEAM: Jim Beaver eSports
 FACEBOOK:
 INSTA: @blakereynolds66

HOME: Houston, TX
 QUALIFIED: Top 21 in 2021 Contender
 TWITTER: @breynolds_66
 YOUTUBE:



BIOGRAPHY

The 2018 Pro champion, Reynolds joined Team Dillon eSports in the middle of 2019 and clawed his way to top honors in the eNASCAR regular season. In 2021, he returned to the Contender series and scored a top five points finish. Reynolds also earned the 2018 Majors Series title, one year after finishing second in that championship.

CAREER STATISTICS

YEAR	ST.	W.	T5	RANK
2021 Ctdr	7	0	3	5th
2021	18	0	0	23rd
2020	20	0	1	14th
2019	18	0	7	4th
2018	17	0	0	25th
2017	13	0	0	21st
Totals	86	0	8	—

VICENTE SALAS

BORN: August 20, 2002
 TEAM: Williams eSports
 FACEBOOK: /vicente.salas.1042
 INSTA: @ vicente.salas.14_

HOME: Temecula, CA
 QUALIFIED: Top 21 in 2020 Pro Series
 TWITTER: @vicente_salas14
 YOUTUBE:



BIOGRAPHY

The California-based Salas isn't just a real-world karting standout; he's a top-tier sim racer whose rookie eNASCAR campaign ended with a playoff appearance. Salas is one of a select few drivers who runs at iRacing's highest level in two types of racing; he also took a win and top-10 points finish in iRacing Rallycross.

CAREER STATISTICS

YEAR	ST.	W.	T5	RANK
2021	18	1	1	10th
Totals	18	1	1	

NICKOLAS SHELTON

BORN: April 2, 1992
TEAM: Clint Bowyer Racing
FACEBOOK:
INSTA:

HOME: Dardanelle, AK
QUALIFIED: Top 21 in 2021 Contender
TWITTER:
YOUTUBE:



BIOGRAPHY

Shelton impressed as an eNASCAR rookie in 2018, winning for the first time at Charlotte, qualifying for the playoffs, and securing eighth place in the standings at season's end. After a disappointing 2019, the Arkansas native worked for two years to return, doing so with a 14th place finish in 2021 Contender points.

CAREER STATISTICS

YEAR	ST.	W.	T5	RANK
2021 Ctdr	7	0	0	14th
2019	18	0	0	37th
2018	17	1	3	8th
Totals	35	1	3	

DONOVAN STRAUSS

BORN: August 15, 2005
TEAM: Williams eSports
FACEBOOK: Donovan Strauss
INSTA: @donovanstrauss_

HOME: Marietta, GA
QUALIFIED: Top 21 in 2021 Contender
TWITTER: @dstrauss51
YOUTUBE:



BIOGRAPHY

He may be one of the youngest drivers in eNASCAR in 2022, but Strauss' Contender series runs proved that age is just a number. Two wins and five top-five finishes in seven starts have him primed to be one of the top rookies in the series this year. In real world racing, he often runs Legends cars in Atlanta and Charlotte.

CAREER STATISTICS


YEAR	ST.	W.	T5	RANK
2021 Ctdr	7	2	5	2nd



COREY VINCENT

BORN: June 5, 1994
 TEAM: Team Dillon eSports
 FACEBOOK:
 INSTA:

HOME: Louisville, KY
 QUALIFIED: Top 20 in 2021 Standings
 TWITTER: @CVincent34
 YOUTUBE:



BIOGRAPHY

Only once in seven seasons at the eNASCAR level has Vincent had to drop into the Contender series at year's end; most years, the Louisville native battles hard for a playoff spot. The three-time eNASCAR race winner has finished in the top 10 in points four times in his career.


CAREER STATISTICS

YEAR	ST.	W.	T5	RANK
2021	18	0	2	16th
2020	20	0	1	9th
2019	18	1	4	11th
2018	18	0	1	23rd
2017	16	0	3	5th
2016	16	1	3	7th
2015	16	1	3	6th
Totals	122	3	17	

BLADE WHITT

BORN: April 28, 2000
 TEAM: Wood Brothers Racing
 FACEBOOK:
 INSTA:

HOME: Roanoke, VA
 QUALIFIED: Top 21 in 2021 Contender
 TWITTER: @Blade_Whitt
 YOUTUBE:



BIOGRAPHY

While Whitt only made his eNASCAR debut in 2021, he's no stranger to World Championship-level competition on iRacing. He's a veteran of the World of Outlaws Sprint Car division, having most recently raced in that series in 2019. Another run through the Contender Series has him back in 2022.

CAREER STATISTICS

YEAR	ST.	W.	T5	RANK
2021 Ctdr	7	0	0	18th
2021	18	0	0	30th
Totals	18	0	0	

STEVEN WILSON

BORN: November 12, 2001
 TEAM: Stewart-Haas Racing
 FACEBOOK:
 INSTA:

HOME: Guttenberg, IA
 QUALIFIED: Top 20 in 2021 Standings
 TWITTER: @swilson3_
 YOUTUBE:



BIOGRAPHY

As with many other drivers on the 2022 eNASCAR grid, Wilson's no stranger to top-level competition on iRacing. In previous years, he made his mark in the World of Outlaws Late Model World Championship division. Last year, he was a revelation as an eNASCAR rookie, contending for a playoff spot until the bitter end while sniffing a chance at his first career victory on multiple occasions.

CAREER STATISTICS

YEAR	ST.	W.	T5	RANK
2021	18	0	6	13th
Totals	18	0	6	

BOBBY ZALENSKI

BORN: May 29, 1995
 TEAM: Joe Gibbs Racing
 FACEBOOK: /bobbyzalenski
 INSTA:

HOME: Fresno, CA
 QUALIFIED: Top 20 in 2021 Standings
 TWITTER: @bobbyzalenski
 YOUTUBE: Bobby Zalenski



BIOGRAPHY

For the third year in a row, Zalenski found himself in the eNASCAR Championship 4 in 2021. The Fresno native has won in all five of his eNASCAR seasons and never finished worse than sixth in points. Zalenski is a veteran of other pro-level iRacing series as well; he's spent multiple years running up front in iRacing Rallycross, and will return to the Porsche TAG Heuer Esports Supercup in 2022 as well.

CAREER STATISTICS

YEAR	ST.	W.	T5	RANK
2021	18	2	6	4th
2020	20	3	10	2nd
2019	18	2	7	3rd
2018	18	1	4	6th
2017	16	2	6	3rd
Totals	90	10	33	

FIND YOUR GROOVE



PLAYSEAT®

The official partner for NASCAR racing chairs

NASCAR

[playseat.com](https://www.playseat.com)

DAYTONA INTERNATIONAL SPEEDWAY

ROUND 1

Fin.	St.	No.	Name	Car	Laps	Gap	Led	Best Lap	Points
1	38	8	Michael Conti	Chevrolet	100	0	14	43.864	40
2	34	9	Michael Guest	Ford	100	-0.419	1	43.352	35
3	36	52	Jake Matheson	Ford	100	-0.819	0	43.565	34
4	16	3	Corey Vincent	Chevrolet	100	-1.059	0	43.36	33
5	15	44	Isaac Gann	Chevrolet	100	-1.106	1	43.47	32
6	4	83	Bobby Zalenski	Chevrolet	100	-2.005	6	43.577	31
7	10	38	Casey Kirwan	Ford	100	-2.326	9	43.993	30
8	25	55	Vicente Salas	Ford	100	-2.706	0	43.374	29
9	2	36	Chris Shearburn	Chevrolet	100	-3.508	12	43.467	28
10	11	88	Brad Davies	Chevrolet	100	-3.593	0	43.502	27
11	1	23	Mitchell deJong	Toyota	100	-3.667	14	43.37	26
12	22	18	Femi Olat	Toyota	100	-4.724	15	43.483	25
13	24	2	Garrett Manes	Toyota	100	-4.74	0	43.363	24
14	27	10	Graham A. Bowlin	Ford	100	-4.86	2	43.609	23
15	7	24	Jake Nichols	Ford	100	-4.933	0	43.441	22
16	31	75	Matt Bussa	Ford	100	-5.069	0	43.569	21
17	3	32	Keegan Leahy	Toyota	100	-5.168	5	43.916	20
18	35	15	Caine Cook	Ford	100	-5.501	0	43.654	19
19	6	21	Garrett Lowe	Ford	100	-7.736	3	43.96	18
20	9	97	Logan Clampitt	Chevrolet	100	-8.728	11	43.432	17
21	21	25	Nick Ottinger	Chevrolet	100	-11.816	0	43.582	16
22	12	51	Ray Alfalla	Toyota	100	-12.258	0	43.548	15
23	30	16	John Gorlinsky	Ford	100	-13.458	0	43.482	14
24	40	77	Bob Bryant	Chevrolet	100	-13.515	0	43.482	13
25	32	17	Steven Wilson	Ford	100	-13.624	0	43.656	12
26	29	6	Nathan Lyon	Ford	100	-13.808	0	43.335	11
27	26	46	Jimmy Mullis	Toyota	100	-19.224	0	43.777	10
28	37	14	Blade Whitt	Ford	100	-22.199	0	43.329	9
29	39	79	Ryan Doucette	Ford	100	-34.921	0	43.55	8
30	28	66	Blake Reynolds	Chevrolet	100	-35.42	0	43.408	7
31	13	41	Dylan Duval	Ford	100	-37.63	0	43.564	6
32	8	29	Zack Nichols	Ford	99	-1 L	6	43.47	5
33	5	1	Ashton Crowder	Toyota	99	-1 L	0	43.522	4
34	33	33	Taylor Hurst	Chevrolet	99	-1 L	0	43.368	3
35	14	67	Allen Boes	Chevrolet	99	-1 L	0	43.799	2
36	17	37	Derek Justis	Chevrolet	98	-2 L	0	43.376	1
37	18	47	Brian Schoenburg	Chevrolet	97	-3 L	0	43.379	1
38	20	4	Ryan Michael Luza	Ford	81	-19 L	0	44.022	1
39	23	11	Malik Ray	Ford	34	-66 L	0	43.896	1
40	19	90	Zack Novak	Toyota	36	DSQ	1	44.023	0



HOMESTEAD-MIAMI SPEEDWAY

ROUND 2

Fin.	St.	No.	Name	Car	Laps	Gap	Led	Best Lap	Points
1	1	32	Keegan Leahy	Toyota	134		105	31.114	40
2	7	4	Ryan Michael Luza	Ford	134	-2.293	1	31.167	35
3	4	36	Chris Shearburn	Chevrolet	134	-3.521	0	31.131	34
4	8	21	Garrett Lowe	Ford	134	-7.643	0	31.201	33
5	12	33	Taylor Hurst	Chevrolet	134	-9.581	0	31.232	32
6	10	3	Corey Vincent	Chevrolet	134	-11.564	1	31.314	31
7	20	25	Nick Ottinger	Chevrolet	134	-12.63	0	31.152	30
8	25	77	Bob Bryant	Chevrolet	134	-13.611	23	31.551	29
9	14	90	Zack Novak	Toyota	134	-14.342	3	31.22	28
10	29	8	Michael Conti	Chevrolet	134	-15.159	0	31.152	27
11	3	23	Mitchell deJong	Toyota	134	-16.276	0	31.31	26
12	15	46	Jimmy Mullis	Toyota	134	-16.924	0	31.243	25
13	17	38	Casey Kirwan	Ford	134	-17.949	0	31.255	24
14	11	24	Jake Nichols	Ford	134	-18.448	0	31.191	23
15	24	97	Logan Clampitt	Chevrolet	134	-19.076	0	31.358	22
16	23	44	Isaac Gann	Chevrolet	134	-19.811	0	31.155	21
17	16	41	Dylan Duval	Ford	134	-20.235	0	31.298	20
18	27	17	Steven Wilson	Ford	134	-20.682	0	31.294	19
19	36	18	Femi Olat	Toyota	134	-21.133	0	31.461	18
20	32	9	Michael Guest	Ford	134	-21.755	0	31.432	17
21	40	75	Matt Bussa	Ford	134	-22.219	0	31.367	16
22	26	6	Nathan Lyon	Ford	134	-22.556	0	31.521	15
23	28	67	Allen Boes	Chevrolet	134	-22.794	1	31.311	14
24	39	79	Ryan Doucette	Ford	134	-24.276	0	31.436	13
25	33	11	Malik Ray	Ford	134	-24.736	0	31.609	12
26	35	52	Jake Matheson	Ford	134	-26.319	0	31.182	11
27	13	16	John Gorlinsky	Ford	134	-30.331	0	31.586	10
28	19	29	Zack Nichols	Ford	134	-30.851	0	31.181	9
29	6	1	Ashton Crowder	Toyota	134	-31.388	0	31.511	8
30	22	55	Vicente Salas	Ford	134	-31.739	0	31.394	7
31	37	47	Brian Schoenburg	Chevrolet	134	-32.347	0	31.251	6
32	31	88	Brad Davies	Chevrolet	133	-1 L	0	31.408	5
33	2	83	Bobby Zalenski	Chevrolet	124	-10 L	0	30.999	4
34	30	2	Garrett Manes	Toyota	124	-10 L	0	31.384	3
35	5	51	Ray Alfalla	Toyota	123	-11 L	0	31.123	2
36	21	37	Derek Justis	Chevrolet	121	-13 L	0	31.163	1
37	9	10	Graham A. Bowlin	Ford	117	-17 L	0	31.246	1
38	34	66	Blake Reynolds	Chevrolet	106	-28 L	0	31.346	1
39	18	14	Blade Whitt	Ford	30	-104 L	0	31.548	1
40	38	15	Caine Cook	Ford	19	-115 L	0	31.287	1

LAS VEGAS MOTOR SPEEDWAY

ROUND 3

Fin.	St.	No.	Name	Car	Laps	Gap	Led	Best Lap	Points
1	9	4	Ryan Michael Luza	Ford	134		46	29.645	40
2	10	17	Steven Wilson	Ford	134	-1.644	40	29.59	35
3	6	38	Casey Kirwan	Ford	134	-4.801	0	29.681	34
4	19	15	Caine Cook	Ford	134	-6.431	0	29.721	33
5	5	6	Nathan Lyon	Ford	134	-6.553	0	29.684	32
6	17	18	Femi Olat	Toyota	134	-10.258	0	29.779	31
7	25	24	Jake Nichols	Ford	134	-10.35	0	29.744	30
8	20	97	Logan Clampitt	Chevrolet	134	-11.788	5	29.856	29
9	28	47	Brian Schoenburg	Chevrolet	134	-11.956	0	29.724	28
10	15	33	Taylor Hurst	Chevrolet	134	-12.566	0	29.69	27
11	8	66	Blake Reynolds	Chevrolet	134	-12.968	0	29.78	26
12	18	83	Bobby Zalenski	Chevrolet	134	-13.26	0	29.707	25
13	38	37	Derek Justis	Chevrolet	134	-13.419	0	29.611	24
14	34	1	Ashton Crowder	Toyota	134	-14.681	0	29.753	23
15	22	88	Brad Davies	Chevrolet	134	-15.407	0	29.762	22
16	21	9	Michael Guest	Ford	134	-16.167	0	29.728	21
17	12	32	Keegan Leahy	Toyota	134	-16.353	0	29.713	20
18	35	29	Zack Nichols	Ford	134	-16.613	0	29.679	19
19	7	10	Graham A. Bowlin	Ford	134	-16.693	0	29.683	18
20	29	75	Matt Bussa	Ford	134	-19.03	3	29.726	17
21	23	55	Vicente Salas	Ford	134	-21.588	0	29.748	16
22	33	16	John Gorlinsky	Ford	134	-24.949	0	29.689	15
23	16	36	Chris Shearburn	Chevrolet	134	-26.92	0	29.726	14
24	40	25	Nick Ottinger	Chevrolet	134	-37.473	0	29.649	13
25	3	3	Corey Vincent	Chevrolet	133	-1 L	5	29.732	12
26	39	52	Jake Matheson	Ford	133	-1 L	1	29.76	11
27	32	14	Blade Whitt	Ford	133	-1 L	1	29.795	10
28	13	67	Allen Boes	Chevrolet	133	-1 L	0	29.679	9
29	14	90	Zack Novak	Toyota	133	-1 L	0	29.761	8
30	24	77	Bob Bryant	Chevrolet	133	-1 L	0	29.826	7
31	31	11	Malik Ray	Ford	133	-1 L	26	29.61	6
32	1	46	Jimmy Mullis	Toyota	133	-1 L	7	29.729	5
33	27	8	Michael Conti	Chevrolet	133	-1 L	0	29.781	4
34	26	44	Isaac Gann	Chevrolet	132	-2 L	0	29.745	3
35	11	51	Ray Alfalla	Toyota	130	-4 L	0	29.674	2
36	30	2	Garrett Manes	Toyota	126	-8 L	0	29.813	1
37	36	79	Ryan Doucette	Ford	101	-33 L	0	29.715	1
38	2	23	Mitchell deJong	Toyota	83	-51 L	0	29.724	1
39	37	21	Garrett Lowe	Ford	72	-62 L	0	29.608	1
40	4	41	Dylan Duval	Ford	60	-74 L	0	29.705	1



ATLANTA MOTOR SPEEDWAY

ROUND 4

Fin.	St.	No.	Name	Car	Laps	Gap	Led	Best Lap	Points
1	7	97	Logan Clappitt	Chevrolet	163		97	29.775	40
2	12	25	Nick Ottinger	Chevrolet	163	-2.064	5	29.887	35
3	8	29	Zack Nichols	Ford	163	-6.684	0	29.909	34
4	13	8	Michael Conti	Chevrolet	163	-7.469	0	29.919	33
5	28	17	Steven Wilson	Ford	163	-12.039	0	29.878	32
6	10	88	Brad Davies	Chevrolet	163	-12.048	0	29.861	31
7	3	32	Keegan Leahy	Toyota	163	-13.396	0	30.015	30
8	9	4	Ryan Michael Luza	Ford	163	-14.176	0	29.968	29
9	17	38	Casey Kirwan	Ford	163	-14.355	0	29.923	28
10	22	2	Garrett Manes	Toyota	163	-14.418	0	29.98	27
11	24	55	Vicente Salas	Ford	163	-15.441	0	30.121	26
12	20	10	Graham A. Bowlin	Ford	163	-16.194	0	29.937	25
13	14	9	Michael Guest	Ford	163	-16.364	0	30.057	24
14	2	83	Bobby Zalenski	Chevrolet	163	-16.601	0	30.042	23
15	39	75	Matt Bussa	Ford	163	-17.165	0	30.068	22
16	4	36	Chris Shearburn	Chevrolet	163	-17.294	0	30.129	21
17	34	41	Dylan Duval	Ford	163	-17.424	0	29.984	20
18	32	33	Taylor Hurst	Chevrolet	163	-17.527	0	30.081	19
19	1	23	Mitchell deJong	Toyota	163	-17.712	58	29.894	18
20	15	6	Nathan Lyon	Ford	163	-17.94	0	30.107	17
21	33	46	Jimmy Mullis	Toyota	163	-18.768	0	30.033	16
22	29	51	Ray Alfalla	Toyota	163	-19.614	1	29.786	15
23	18	21	Garrett Lowe	Ford	163	-20.312	0	29.953	14
24	38	79	Ryan Doucette	Ford	163	-21.334	0	30.057	13
25	36	14	Blade Whitt	Ford	163	-21.543	1	29.875	12
26	37	11	Malik Ray	Ford	163	-28.506	0	30.244	11
27	35	24	Jake Nichols	Ford	163	-29.047	0	30.168	10
28	30	90	Zack Novak	Toyota	163	-29.947	0	29.959	9
29	26	77	Bob Bryant	Chevrolet	163	-30.282	0	30.121	8
30	21	67	Allen Boes	Chevrolet	162	-1 L	0	30.099	7
31	40	52	Jake Matheson	Ford	162	-1 L	0	30.087	6
32	31	15	Caine Cook	Ford	162	-1 L	0	30.292	5
33	19	3	Corey Vincent	Chevrolet	162	-1 L	0	30.175	4
34	16	47	Brian Schoenburg	Chevrolet	162	-1 L	0	30.181	3
35	11	37	Derek Justis	Chevrolet	162	-1 L	0	30.037	2
36	23	18	Femi Olat	Toyota	161	-2 L	0	30.15	1
37	27	66	Blake Reynolds	Chevrolet	161	-2 L	0	30.02	1
38	5	16	John Gorlinsky	Ford	161	-2 L	0	30.098	1
39	6	44	Isaac Gann	Chevrolet	137	-26 L	1	29.845	1
40	25	1	Ashton Crowder	Toyota	94	-69 L	0	30.203	1

AUTO CLUB SPEEDWAY

ROUND 05

Fin.	St.	No.	Name	Car	Laps	Gap	Led	Best Lap	Points
1	26	77	Bob Bryant	Chevrolet	100		26	39.645	40
2	16	37	Derek Justis	Chevrolet	100	-0.6	13	39.687	35
3	12	44	Isaac Gann	Chevrolet	100	-0.897	0	39.649	34
4	2	16	John Gorfinsky	Ford	100	-1.968	1	39.654	33
5	6	75	Matt Bussa	Ford	100	-2.686	10	39.803	32
6	20	29	Zack Nichols	Ford	100	-3.582	0	39.73	31
7	1	32	Keegan Leahy	Toyota	100	-4.022	23	39.534	30
8	5	83	Bobby Zalenski	Chevrolet	100	-4.095	14	39.355	29
9	4	23	Mitchell deJong	Toyota	100	-4.323	0	39.367	28
10	37	9	Michael Guest	Ford	100	-4.327	0	39.638	27
11	31	3	Corey Vincent	Chevrolet	100	-4.795	0	39.561	26
12	36	11	Malik Ray	Ford	100	-4.849	0	39.861	25
13	33	2	Garrett Manes	Toyota	100	-5.082	0	39.768	24
14	25	90	Zack Novak	Toyota	100	-5.259	0	39.806	23
15	38	47	Brian Schoenburg	Chevrolet	100	-6.351	0	39.678	22
16	7	8	Michael Conti	Chevrolet	100	-6.676	10	39.416	21
17	40	52	Jake Matheson	Ford	100	-6.997	0	39.693	20
18	3	25	Nick Ottinger	Chevrolet	100	-7.156	3	39.399	19
19	8	97	Logan Clampitt	Chevrolet	100	-7.263	0	39.42	18
20	14	17	Steven Wilson	Ford	100	-8.602	0	39.413	17
21	13	36	Chris Shearburn	Chevrolet	100	-8.65	0	39.502	16
22	15	21	Garrett Lowe	Ford	100	-12.866	0	39.31	15
23	24	10	Graham A. Bowlin	Ford	100	-13.117	0	39.429	14
24	18	41	Dylan Duval	Ford	100	-13.767	0	39.625	13
25	21	46	Jimmy Mullis	Toyota	100	-14.145	0	39.44	12
26	17	38	Casey Kirwan	Ford	100	-16.003	0	39.479	11
27	30	66	Blake Reynolds	Chevrolet	100	-16.283	0	39.525	10
28	9	88	Brad Davies	Chevrolet	100	-16.345	0	39.474	9
29	22	6	Nathan Lyon	Ford	100	-16.525	0	39.592	8
30	23	15	Caine Cook	Ford	100	-16.744	0	39.551	7
31	35	18	Femi Olat	Toyota	100	-18.373	0	39.567	6
32	27	67	Allen Boes	Chevrolet	100	-18.413	0	39.503	5
33	19	55	Vicente Salas	Ford	100	-19.285	0	39.675	4
34	34	24	Jake Nichols	Ford	100	-19.709	0	39.426	3
35	28	33	Taylor Hurst	Chevrolet	100	-19.835	0	39.431	2
36	32	51	Ray Alfalla	Toyota	100	-19.932	0	39.483	1
37	11	1	Ashton Crowder	Toyota	100	-24.815	0	39.682	1
38	29	14	Blade Whitt	Ford	100	-40.41	0	39.645	1
39	10	4	Ryan Michael Luza	Ford	99	-1 L	0	39.663	1
40	39	79	Ryan Doucette	Ford	99	-1 L	0	39.538	1



RICHMOND RACEWAY

ROUND 06

Fin.	St.	No.	Name	Car	Laps	Gap	Led	Best Lap	Points
1	1	55	Vicente Salas	Ford	203		203	21.489	40
2	2	2	Garrett Manes	Toyota	203	-0.336	0	21.45	35
3	5	4	Ryan Michael Luza	Ford	203	-0.686	0	21.534	34
4	11	44	Isaac Gann	Chevrolet	203	-0.797	0	21.681	33
5	3	83	Bobby Zalenski	Chevrolet	203	-1.008	0	21.578	32
6	6	97	Logan Clampitt	Chevrolet	203	-1.025	0	21.617	31
7	12	32	Keegan Leahy	Toyota	203	-1.199	0	21.592	30
8	17	17	Steven Wilson	Ford	203	-1.209	0	21.647	29
9	8	25	Nick Ottinger	Chevrolet	203	-1.376	0	21.721	28
10	9	75	Matt Bussa	Ford	203	-1.458	0	21.683	27
11	13	90	Zack Novak	Toyota	203	-1.493	0	21.659	26
12	15	3	Corey Vincent	Chevrolet	203	-1.607	0	21.605	25
13	40	9	Michael Guest	Ford	203	-1.688	0	21.661	24
14	32	10	Graham A. Bowlin	Ford	203	-1.823	0	21.649	23
15	16	77	Bob Bryant	Chevrolet	203	-2.08	0	21.76	22
16	14	46	Jimmy Mullis	Toyota	203	-2.174	0	21.738	21
17	18	14	Blade Whitt	Ford	203	-2.197	0	21.721	20
18	27	66	Blake Reynolds	Chevrolet	203	-2.374	0	21.737	19
19	4	33	Taylor Hurst	Chevrolet	203	-2.374	0	21.688	18
20	10	36	Chris Shearburn	Chevrolet	203	-2.492	0	21.655	17
21	7	23	Mitchell deJong	Toyota	203	-2.52	0	21.742	16
22	35	41	Dylan Duval	Ford	203	-2.707	0	21.624	15
23	28	51	Ray Alfalla	Toyota	203	-2.996	0	21.698	14
24	26	67	Allen Boes	Chevrolet	203	-3.038	0	21.686	13
25	31	15	Caine Cook	Ford	203	-3.128	0	21.679	12
26	37	29	Zack Nichols	Ford	203	-3.268	0	21.738	11
27	36	16	John Gorlinsky	Ford	203	-3.444	0	21.593	10
28	22	24	Jake Nichols	Ford	203	-3.59	0	21.743	9
29	19	11	Malik Ray	Ford	203	-3.907	0	21.636	8
30	30	8	Michael Conti	Chevrolet	203	-3.964	0	21.718	7
31	39	79	Ryan Doucette	Ford	203	-3.983	0	21.591	6
32	29	37	Derek Justis	Chevrolet	203	-4.108	0	21.582	5
33	20	52	Jake Matheson	Ford	203	-4.144	0	21.657	4
34	25	6	Nathan Lyon	Ford	203	-4.467	0	21.655	3
35	34	38	Casey Kirwan	Ford	203	-4.953	0	21.681	2
36	21	21	Garrett Lowe	Ford	203	-5.019	0	21.694	1
37	23	88	Brad Davies	Chevrolet	203	-5.116	0	21.788	1
38	38	18	Femi Olat	Toyota	203	-5.174	0	21.679	1
39	33	47	Brian Schoenburg	Chevrolet	196	-7 L	0	21.684	1
40	24	1	Ashton Crowder	Toyota	96	-107 L	0	21.836	1

KANSAS SPEEDWAY

ROUND 08

Fin.	St.	No.	Name	Car	Laps	Gap	Led	Best Lap	Points
1	3	36	Chris Shearburn	Chevrolet	134		70	29.969	40
2	4	32	Keegan Leahy	Toyota	134	-1.838	0	30.099	35
3	7	44	Isaac Gann	Chevrolet	134	-4.646	4	29.923	34
4	14	97	Logan Clampitt	Chevrolet	134	-5.064	0	29.938	33
5	9	10	Graham A. Bowlin	Ford	134	-6.185	0	29.922	32
6	22	9	Michael Guest	Ford	134	-7.399	0	30.029	31
7	17	8	Michael Conti	Chevrolet	134	-7.744	0	29.828	30
8	31	66	Blake Reynolds	Chevrolet	134	-9.35	0	30.081	29
9	13	41	Dylan Duval	Ford	134	-9.511	0	29.922	28
10	29	6	Nathan Lyon	Ford	134	-10.743	0	30.099	27
11	26	21	Garrett Lowe	Ford	134	-11.161	0	29.984	26
12	37	24	Jake Nichols	Ford	134	-12.013	0	30.049	25
13	40	14	Blade Whitt	Ford	134	-12.374	14	30.028	24
14	32	75	Matt Bussa	Ford	134	-12.517	1	30.088	23
15	28	51	Ray Alfalla	Toyota	134	-13.307	0	29.974	22
16	18	77	Bob Bryant	Chevrolet	134	-13.331	1	29.977	21
17	15	3	Corey Vincent	Chevrolet	134	-13.45	0	30.132	20
18	34	1	Ashton Crowder	Toyota	134	-13.509	0	29.976	19
19	36	11	Malik Ray	Ford	134	-14.177	0	30.129	18
20	33	79	Ryan Doucette	Ford	134	-14.27	0	30.137	17
21	35	52	Jake Matheson	Ford	134	-14.711	0	30.051	16
22	30	55	Vicente Salas	Ford	134	-15.804	0	30.026	15
23	24	25	Nick Ottinger	Chevrolet	134	-16.476	0	30.042	14
24	16	88	Brad Davies	Chevrolet	134	-17.127	0	30.109	13
25	38	2	Garrett Manes	Toyota	134	-17.581	0	30.142	12
26	23	15	Caine Cook	Ford	134	-19.717	0	29.925	11
27	8	37	Derek Justis	Chevrolet	134	-19.886	0	30.08	10
28	19	16	John Gorklinsky	Ford	134	-21.439	1	29.99	9
29	12	90	Zack Novak	Toyota	134	-21.529	1	29.969	8
30	27	47	Brian Schoenburg	Chevrolet	134	-24.154	0	30.139	7
31	5	29	Zack Nichols	Ford	133	-1 L	1	30.001	6
32	39	33	Taylor Hurst	Chevrolet	133	-1 L	0	30.062	5
33	25	67	Allen Boes	Chevrolet	118	-16 L	0	29.958	4
34	6	83	Bobby Zalenski	Chevrolet	117	-17 L	0	30.056	3
35	2	23	Mitchell deJong	Toyota	109	-25 L	0	30.049	2
36	1	4	Ryan Michael Luza	Ford	95	-39 L	41	29.868	1
37	10	38	Casey Kirwan	Ford	92	-42 L	0	29.924	1
38	11	17	Steven Wilson	Ford	88	-46 L	0	29.87	1
39	20	46	Jimmy Mullis	Toyota	84	-50 L	0	29.978	1
40	21	18	Femi Olat	Toyota	7	-127 L	0	30.273	1



CIRCUIT OF THE AMERICAS

ROUND 09

Fin.	St.	No.	Name	Car	Laps	Gap	Led	Best Lap	Points
1	1	23	Mitchell deJong	Toyota	34		34	2:08.714	40
2	7	46	Jimmy Mullis	Toyota	34	-17.71	0	2:09.547	35
3	4	10	Graham A. Bowlin	Ford	34	-23.242	0	2:09.829	34
4	2	83	Bobby Zaluski	Chevrolet	34	-27.131	0	2:09.014	33
5	10	17	Steven Wilson	Ford	34	-29.347	0	2:10.077	32
6	8	3	Corey Vincent	Chevrolet	34	-33.104	0	2:10.415	31
7	9	38	Casey Kirwan	Ford	34	-37.701	0	2:10.203	30
8	21	66	Blake Reynolds	Chevrolet	34	-40	0	2:10.025	29
9	15	2	Garrett Manes	Toyota	34	-44.64	0	2:09.886	28
10	12	33	Taylor Hurst	Chevrolet	34	-46.572	0	2:10.850	27
11	6	32	Keegan Leahy	Toyota	34	-48.747	0	2:10.474	26
12	19	21	Garrett Lowe	Ford	34	-52.268	0	2:10.664	25
13	14	8	Michael Conti	Chevrolet	34	-57.462	0	2:10.493	24
14	13	4	Ryan Michael Luza	Ford	34	-57.639	0	2:10.668	23
15	3	55	Vicente Salas	Ford	34	-1:10.964	0	2:10.217	22
16	11	41	Dylan Duval	Ford	34	-1:12.543	0	2:11.516	21
17	18	24	Jake Nichols	Ford	34	-1:14.081	0	2:09.969	20
18	24	77	Bob Bryant	Chevrolet	34	-1:17.355	0	2:10.577	19
19	26	44	Isaac Gann	Chevrolet	34	-1:22.220	0	2:10.600	18
20	23	75	Matt Bussa	Ford	34	-1:23.132	0	2:11.336	17
21	17	97	Logan Clappitt	Chevrolet	34	-1:26.965	0	2:10.674	16
22	25	16	John Gorlinsky	Ford	34	-1:29.438	0	2:10.960	15
23	27	6	Nathan Lyon	Ford	34	-1:39.295	0	2:12.848	14
24	29	36	Chris Shearburn	Chevrolet	34	-1:43.780	0	2:12.286	13
25	31	14	Blade Whitt	Ford	34	-1:44.691	0	2:12.116	12
26	32	9	Michael Guest	Ford	34	-1:46.210	0	2:12.860	11
27	5	25	Nick Ottinger	Chevrolet	34	-1:48.911	0	2:10.261	10
28	33	79	Ryan Doucette	Ford	34	-1:49.612	0	2:12.077	9
29	34	15	Caine Cook	Ford	34	-1:52.393	0	2:11.808	8
30	22	88	Brad Davies	Chevrolet	34	-1:53.584	0	2:11.745	7
31	36	52	Jake Matheson	Ford	34	-2:05.733	0	2:13.241	6
32	16	67	Allen Boes	Chevrolet	34	-2:06.369	0	2:10.714	5
33	38	18	Femi Olat	Toyota	34	-2:11.439	0	2:11.789	4
34	30	11	Malik Ray	Ford	34	-2:12.470	0	2:13.892	3
35	20	90	Zack Novak	Toyota	34	-2:14.029	0	2:11.656	2
36	37	29	Zack Nichols	Ford	33	-1 L	0	2:12.456	1
37	39	37	Derek Justis	Chevrolet	33	-1 L	0	2:13.237	1
38	28	51	Ray Alfalla	Toyota	22	-12 L	0	2:12.512	1
39	40	47	Brian Schoenburg	Chevrolet	13	-21 L	0	2:18.903	1
40	35	1	Ashton Crowder	Toyota	3	-31 L	0		1

CHARLOTTE MOTOR SPEEDWAY

ROUND 09

Fin.	St.	No.	Name	Car	Laps	Gap	Led	Best Lap	Points
1	8	51	Ray Alfalla	Toyota	200		8	29.613	40
2	11	11	Malik Ray	Ford	200	-1.913	17	29.623	35
3	30	4	Ryan Michael Luza	Ford	200	-2.208	5	29.595	34
4	1	32	Keegan Leahy	Toyota	200	-2.405	116	29.635	33
5	21	90	Zack Novak	Toyota	200	-2.484	0	29.523	32
6	22	9	Michael Guest	Ford	200	-2.717	0	29.669	31
7	6	41	Dylan Duval	Ford	200	-2.836	0	29.668	30
8	3	38	Casey Kirwan	Ford	200	-3.374	30	29.658	29
9	35	10	Graham A. Bowlin	Ford	200	-4.801	2	29.718	28
10	10	17	Steven Wilson	Ford	200	-4.893	14	29.694	27
11	4	55	Vicente Salas	Ford	200	-5.739	6	29.822	26
12	9	25	Nick Ottinger	Chevrolet	200	-5.886	0	29.851	25
13	19	77	Bob Bryant	Chevrolet	200	-6.126	0	29.923	24
14	36	3	Corey Vincent	Chevrolet	200	-6.419	0	29.957	23
15	39	6	Nathan Lyon	Ford	200	-6.777	0	29.872	22
16	13	15	Caine Cook	Ford	200	-7.166	0	29.875	21
17	31	37	Derek Justis	Chevrolet	200	-7.343	0	29.991	20
18	25	8	Michael Conti	Chevrolet	200	-7.377	0	29.896	19
19	5	18	Femi Olat	Toyota	200	-7.408	0	29.675	18
20	40	75	Matt Bussa	Ford	200	-7.473	1	29.89	17
21	29	46	Jimmy Mullis	Toyota	200	-7.789	0	29.853	16
22	2	23	Mitchell deJong	Toyota	200	-8.21	0	29.816	15
23	28	47	Brian Schoenburg	Chevrolet	200	-9.146	0	29.692	14
24	16	97	Logan Clampitt	Chevrolet	200	-9.223	0	30.004	13
25	34	66	Blake Reynolds	Ford	200	-9.847	1	29.877	12
26	17	14	Blade Whitt	Ford	200	-10.38	0	29.845	11
27	26	21	Garrett Lowe	Ford	200	-11.31	0	29.849	10
28	24	79	Ryan Doucette	Ford	200	-12.407	0	30.028	9
29	14	67	Allen Boes	Ford	200	-12.862	0	29.805	8
30	15	83	Bobby Zalenski	Ford	200	-12.876	0	29.854	7
31	33	33	Taylor Hurst	Chevrolet	200	-13.459	0	29.867	6
32	37	36	Chris Shearburn	Chevrolet	200	-13.488	0	30.114	5
33	27	52	Jake Matheson	Ford	200	-16.9	0	29.934	4
34	32	16	John Gorlinsky	Ford	199	-1 L	0	30.226	3
35	23	88	Brad Davies	Chevrolet	191	-9 L	0	29.996	2
36	20	24	Jake Nichols	Ford	190	-10 L	0	29.847	1
37	7	44	Isaac Gann	Chevrolet	173	-27 L	0	29.767	1
38	38	1	Ashton Crowder	Toyota	163	-37 L	0	30.039	1
39	12	2	Garrett Manes	Toyota	138	-62 L	0	29.829	1
40	18	29	Zack Nichols	Ford	130	-70 L	0	29.672	1



POCONO RACEWAY

ROUND 10

Fin.	St.	No.	Name	Car	Laps	Gap	Led	Best Lap	Points
1	4	83	Bobby Zalenski	Chevrolet	100		38	53.188	40
2	20	51	Ray Alfalla	Toyota	100	-0.138	0	53.127	35
3	9	23	Mitchell deJong	Toyota	100	-0.859	0	53.021	34
4	13	1	Ashton Crowder	Toyota	100	-1.083	0	53.064	33
5	6	77	Bob Bryant	Chevrolet	100	-1.387	0	53.112	32
6	7	55	Vicente Salas	Ford	100	-2.165	1	53.16	31
7	10	17	Steven Wilson	Ford	100	-3.136	2	53.151	30
8	35	29	Zack Nichols	Ford	100	-4.944	4	53.456	29
9	11	21	Garrett Lowe	Ford	100	-7.453	0	52.99	28
10	39	47	Brian Schoenburg	Chevrolet	100	-8.114	18	53.218	27
11	14	41	Dylan Duval	Ford	100	-9.217	0	53.059	26
12	19	18	Femi Olat	Toyota	100	-9.799	0	53.422	25
13	37	90	Zack Novak	Toyota	100	-10.726	1	53.445	24
14	30	67	Allen Boes	Chevrolet	100	-13.918	0	53.387	23
15	16	10	Graham A. Bowlin	Ford	100	-15.532	1	53.455	22
16	12	38	Casey Kirwan	Ford	100	-17.057	0	53.212	21
17	32	9	Michael Guest	Ford	100	-17.46	0	53.379	20
18	18	66	Blake Reynolds	Chevrolet	100	-19.945	0	53.077	19
19	34	46	Jimmy Mullis	Toyota	100	-20.252	0	53.3	18
20	31	14	Blade Whitt	Ford	100	-21.846	0	53.246	17
21	24	2	Garrett Manes	Toyota	100	-22.315	0	53.347	16
22	40	75	Matt Bussa	Ford	100	-22.536	5	53.518	15
23	17	4	Ryan Michael Luza	Ford	100	-24.569	0	53.489	14
24	21	15	Caine Cook	Ford	100	-24.962	0	53.487	13
25	29	6	Nathan Lyon	Ford	100	-25.069	0	53.318	12
26	26	24	Jake Nichols	Ford	100	-25.456	0	53.271	11
27	2	88	Brad Davies	Chevrolet	100	-27.42	9	53.189	10
28	23	16	John Gorlinsky	Ford	100	-27.577	0	53.348	9
29	38	33	Taylor Hurst	Chevrolet	100	-28.839	0	53.543	8
30	28	52	Jake Matheson	Ford	100	-29.491	0	53.712	7
31	27	44	Anthony Burroughs	Chevrolet	100	-30.324	0	53.435	6
32	3	8	Michael Conti	Chevrolet	100	-30.552	10	53.103	5
33	5	32	Keegan Leahy	Toyota	100	-33.366	0	53.292	4
34	33	37	Derek Justis	Chevrolet	100	-33.992	0	53.222	3
35	15	36	Chris Shearburn	Chevrolet	100	-39.639	0	53.572	2
36	25	79	Ryan Doucette	Ford	96	-4 L	0	53.294	1
37	8	97	Logan Clampitt	Chevrolet	96	-4 L	0	52.955	1
38	36	3	Corey Vincent	Chevrolet	95	-5 L	0	53.357	1
39	22	11	Malik Ray	Ford	92	-8 L	0	53.335	1
40	1	25	Nick Ottinger	Chevrolet	81	-19 L	11	53.093	1

ROAD AMERICA

ROUND 1 1

Fin.	St.	No.	Name	Car	Laps	Gap	Led	Best Lap	Points
1	1	23	Mitchell deJong	Toyota	31		29	2:07.536	40
2	3	83	Bobby Zalenski	Chevrolet	31	-6.693	0	2:08.114	35
3	4	17	Steven Wilson	Ford	31	-17.538	0	2:08.250	34
4	5	10	Graham A. Bowlin	Ford	31	-20.792	2	2:08.108	33
5	10	3	Corey Vincent	Chevrolet	31	-36.476	0	2:08.701	32
6	7	46	Jimmy Mullis	Toyota	31	-37.016	0	2:09.269	31
7	9	55	Vicente Salas	Ford	31	-39.285	0	2:08.864	30
8	14	66	Blake Reynolds	Chevrolet	31	-43.888	0	2:09.469	29
9	2	25	Nick Ottinger	Chevrolet	31	-48.077	0	2:08.198	28
10	11	38	Casey Kirwan	Ford	31	-48.446	0	2:10.373	27
11	6	8	Michael Conti	Chevrolet	31	-50.151	0	2:08.946	26
12	15	41	Dylan Duval	Ford	31	-51.505	0	2:08.998	25
13	18	90	Zack Novak	Toyota	31	-54.517	0	2:09.398	24
14	19	2	Garrett Manes	Toyota	31	-54.983	0	2:09.157	23
15	13	33	Taylor Hurst	Chevrolet	31	-58.158	0	2:09.439	22
16	20	21	Garrett Lowe	Ford	31	-58.347	0	2:08.658	21
17	12	67	Allen Boes	Chevrolet	31	-59.381	0	2:09.632	20
18	25	88	Brad Davies	Chevrolet	31	-1:06.884	0	2:09.152	19
19	23	44	Anthony Burroughs	Chevrolet	31	-1:12.295	0	2:09.493	18
20	40	1	Ashton Crowder	Toyota	31	-1:12.553	0	2:09.322	17
21	16	97	Logan Clampitt	Chevrolet	31	-1:12.894	0	2:10.203	16
22	22	77	Bob Bryant	Chevrolet	31	-1:23.035	0	2:09.367	15
23	32	14	Blade Whitt	Ford	31	-1:23.404	0	2:10.554	14
24	36	75	Matt Bussa	Ford	31	-1:30.763	0	2:10.432	13
25	8	4	Ryan Michael Luza	Ford	31	-1:31.075	0	2:09.442	12
26	35	16	John Gorlinsky	Ford	31	-1:36.135	0	2:09.974	11
27	30	37	Derek Justis	Chevrolet	31	-1:38.520	0	2:10.220	10
28	28	51	Ray Alfalla	Toyota	31	-1:41.393	0	2:10.251	9
29	37	36	Chris Shearburn	Chevrolet	31	-1:41.644	0	2:10.197	8
30	17	32	Keegan Leahy	Toyota	31	-1:42.121	0	2:09.017	7
31	29	9	Michael Guest	Ford	31	-1:42.445	0	2:11.104	6
32	31	79	Ryan Doucette	Ford	31	-1:55.634	0	2:10.391	5
33	27	18	Femi Olat	Toyota	31	-1:55.945	0	2:11.211	4
34	38	6	Nathan Lyon	Ford	31	-1:58.327	0	2:11.465	3
35	21	24	Jake Nichols	Ford	18	-13 L	0	2:10.317	2
36	34	29	Zack Nichols	Ford	16	-15 L	0	2:11.648	1
37	24	15	Caine Cook	Ford	15	-16 L	0	2:11.506	1
38	33	11	Malik Ray	Ford	14	-17 L	0	2:12.786	1
39	26	52	Jake Matheson	Ford	13	-18 L	0	2:11.554	1
40	39	47	Brian Schoenburg	Chevrolet	7	-24 L	0	2:12.369	1



NEW HAMPSHIRE MOTOR SPEEDWAY

ROUND 12

Fin.	St.	No.	Name	Car	Laps	Gap	Led	Best Lap	Points
1	12	46	Jimmy Mullis	Toyota	152		54	29.312	40
2	15	24	Jake Nichols	Ford	152	-0.453	0	29.527	35
3	3	8	Michael Conti	Chevrolet	152	-0.528	24	29.347	34
4	6	90	Zack Novak	Toyota	152	-0.685	0	29.367	33
5	8	10	Graham A. Bowlin	Ford	152	-0.709	0	29.555	32
6	19	88	Brad Davies	Chevrolet	152	-0.873	0	29.592	31
7	16	51	Ray Alfalla	Toyota	152	-0.902	0	29.471	30
8	24	9	Michael Guest	Ford	152	-1.194	0	29.652	29
9	18	3	Corey Vincent	Chevrolet	152	-1.203	0	29.651	28
10	21	23	Mitchell deJong	Toyota	152	-1.555	0	29.701	27
11	2	32	Keegan Leahy	Toyota	152	-1.705	0	29.5	26
12	39	25	Nick Ottinger	Chevrolet	152	-1.892	0	29.508	25
13	23	14	Blade Whitt	Ford	152	-1.942	0	29.648	24
14	33	38	Casey Kirwan	Ford	152	-1.948	0	29.712	23
15	38	44	Anthony Burroughs	Chevrolet	152	-2.18	0	29.802	22
16	32	15	Caine Cook	Ford	152	-2.234	0	29.65	21
17	35	29	Zack Nichols	Ford	152	-2.944	0	29.735	20
18	4	33	Taylor Hurst	Chevrolet	152	-3.31	0	29.602	19
19	36	77	Bob Bryant	Chevrolet	152	-3.39	0	29.75	18
20	14	21	Garrett Lowe	Ford	152	-3.454	0	29.681	17
21	27	37	Derek Justis	Chevrolet	152	-3.479	0	29.763	16
22	13	41	Dylan Duval	Ford	152	-3.51	0	29.636	15
23	1	36	Chris Shearburn	Chevrolet	152	-3.525	51	29.419	14
24	30	67	Allen Boes	Chevrolet	152	-3.526	3	29.725	13
25	37	18	Femi Olat	Toyota	152	-3.56	0	29.701	12
26	11	83	Bobby Zalenski	Chevrolet	152	-3.582	0	29.694	11
27	10	2	Garrett Manes	Toyota	152	-3.61	0	29.46	10
28	22	17	Steven Wilson	Ford	152	-3.679	0	29.708	9
29	40	47	Brian Schoenburg	Chevrolet	152	-4.068	3	29.835	8
30	31	66	Blake Reynolds	Chevrolet	152	-4.224	0	29.705	7
31	9	97	Logan Clampitt	Chevrolet	152	-5.626	0	29.661	6
32	7	55	Vicente Salas	Ford	152	-5.843	17	29.419	5
33	5	4	Ryan Michael Luza	Ford	152	-6.921	0	29.523	4
34	25	75	Matt Bussa	Ford	152	-7.453	0	29.682	3
35	28	52	Jake Matheson	Ford	143	-9 L	0	29.744	2
36	29	6	Nathan Lyon	Ford	135	-17 L	0	29.378	1
37	34	16	John Gorkinsky	Ford	93	-59 L	0	29.548	1
38	17	79	Ryan Doucette	Ford	44	-108 L	0	29.837	1
39	26	11	Malik Ray	Ford	43	-109 L	0	29.782	1
40	20	1	Ashton Crowder	Toyota	24	-128 L	0	29.903	1

WATKINS GLEN INTERNATIONAL

ROUND 13

Fin.	St.	No.	Name	Car	Laps	Gap	Led	Best Lap	Points
1	1	10	Graham A. Bowlin	Ford	50		42	1:10.726	40
2	3	83	Bobby Zalenski	Chevrolet	50	-0.753	1	1:10.400	35
3	2	23	Mitchell deJong	Toyota	50	-0.969	0	1:10.626	34
4	4	17	Steven Wilson	Ford	50	-3.527	0	1:10.648	33
5	5	25	Nick Ottinger	Chevrolet	50	-7.133	2	1:10.957	32
6	7	97	Logan Clampitt	Chevrolet	50	-11.82	0	1:10.885	31
7	9	2	Garrett Manes	Toyota	50	-15.308	0	1:11.013	30
8	6	55	Vicente Salas	Ford	50	-18.484	0	1:10.733	29
9	21	8	Michael Conti	Chevrolet	50	-18.73	0	1:11.175	28
10	12	3	Corey Vincent	Chevrolet	50	-21.533	0	1:11.140	27
11	8	32	Keegan Leahy	Toyota	50	-22.186	0	1:11.193	26
12	10	4	Ryan Michael Luza	Ford	50	-23.687	0	1:11.328	25
13	15	46	Jimmy Mullis	Toyota	50	-25.209	0	1:11.277	24
14	18	41	Dylan Duval	Ford	50	-27.144	0	1:11.079	23
15	19	38	Casey Kirwan	Ford	50	-27.372	0	1:11.446	22
16	13	66	Blake Reynolds	Chevrolet	50	-27.702	0	1:11.197	21
17	16	21	Garrett Lowe	Ford	50	-30.108	0	1:11.450	20
18	17	90	Zack Novak	Toyota	50	-36.362	0	1:11.558	19
19	14	1	Ashton Crowder	Toyota	50	-36.653	5	1:11.504	18
20	25	44	Anthony Burroughs	Chevrolet	50	-43.097	0	1:11.257	17
21	23	24	Jake Nichols	Ford	50	-45.983	0	1:11.539	16
22	20	75	Matt Bussa	Ford	50	-46.38	0	1:11.225	15
23	11	67	Allen Boes	Chevrolet	50	-50.231	0	1:11.203	14
24	26	9	Michael Guest	Ford	50	-54.037	0	1:11.845	13
25	22	51	Ray Alfalla	Toyota	50	-58.507	0	1:11.575	12
26	27	77	Bob Bryant	Chevrolet	50	-58.739	0	1:11.518	11
27	30	88	Brad Davies	Chevrolet	50	-59.096	0	1:11.139	10
28	24	36	Chris Shearburn	Chevrolet	50	-59.632	0	1:11.734	9
29	29	18	Femi Olat	Toyota	50	-1:00.735	0	1:11.779	8
30	38	15	Caine Cook	Ford	50	-1:08.706	0	1:11.646	7
31	34	79	Ryan Doucette	Ford	50	-1:09.150	0	1:11.696	6
32	28	14	Blade Whitt	Ford	50	-1:09.620	0	1:11.597	5
33	36	11	Malik Ray	Ford	49	-1 L	0	1:11.855	4
34	35	29	Zack Nichols	Ford	49	-1 L	0	1:11.410	3
35	37	37	Derek Justis	Chevrolet	49	-1 L	0	1:12.549	2
36	39	47	Brian Schoenburg	Chevrolet	49	-1 L	0	1:12.902	1
37	33	6	Nathan Lyon	Ford	47	-3 L	0	1:11.201	1
38	31	52	Jake Matheson	Ford	21	-29 L	0	1:12.056	1
39	32	16	John Gorlinsky	Ford	19	-31 L	0	1:12.283	1



MICHIGAN INTERNATIONAL SPEEDWAY

ROUND 14

Fin.	St.	No.	Name	Car	Laps	Gap	Led	Best Lap	Points
1	31	75	Matt Bussa	Ford	100		19	38.423	40
2	29	52	Jake Matheson	Ford	100	-0.173	1	38.395	35
3	39	24	Jake Nichols	Ford	100	-0.232	2	38.358	34
4	8	8	Michael Conti	Chevrolet	100	-0.246	9	38.144	33
5	21	90	Zack Novak	Toyota	100	-0.268	0	38.485	32
6	15	38	Casey Kirwan	Ford	100	-0.312	4	38.454	31
7	25	46	Jimmy Mullis	Toyota	100	-0.342	0	38.325	30
8	33	51	Ray Alfalla	Toyota	100	-0.359	16	38.398	29
9	34	21	Garrett Lowe	Ford	100	-0.463	0	38.371	28
10	22	44	Anthony Burroughs	Chevrolet	100	-0.61	0	38.467	27
11	23	6	Nathan Lyon	Ford	100	-0.722	0	38.578	26
12	27	79	Ryan Doucette	Ford	100	-0.832	0	38.558	25
13	2	1	Ashton Crowder	Toyota	100	-1.132	0	38.361	24
14	10	41	Dylan Duval	Ford	100	-1.312	5	38.477	23
15	26	11	Malik Ray	Ford	100	-1.569	0	38.646	22
16	7	23	Mitchell deJong	Toyota	100	-1.649	0	38.677	21
17	30	2	Garrett Manes	Toyota	100	-2.089	0	38.741	20
18	1	97	Logan Clampitt	Chevrolet	100	-2.221	32	38.442	19
19	5	77	Bob Bryant	Chevrolet	100	-2.507	0	38.292	18
20	16	83	Bobby Zalenski	Chevrolet	100	-2.922	0	38.615	17
21	18	33	Taylor Hurst	Chevrolet	100	-4.301	1	38.481	16
22	37	29	Zack Nichols	Ford	100	-4.512	0	38.66	15
23	17	18	Femi Olat	Toyota	100	-4.711	0	38.359	14
24	38	47	Brian Schoenburg	Chevrolet	100	-4.93	0	38.77	13
25	12	10	Graham A. Bowlin	Ford	100	-6.03	0	38.435	12
26	40	15	Caine Cook	Ford	100	-6.559	0	38.934	11
27	24	67	Allen Boes	Chevrolet	100	-6.677	0	38.6	10
28	6	32	Keegan Leahy	Toyota	100	-7.729	11	38.563	9
29	13	88	Brad Davies	Chevrolet	100	-7.869	0	38.196	8
30	28	66	Blake Reynolds	Chevrolet	100	-8.255	0	38.471	7
31	19	9	Michael Guest	Ford	100	-14.19	0	38.54	6
32	35	14	Blade Whitt	Ford	100	-45.609	0	38.673	5
33	20	17	Steven Wilson	Ford	99	-1 L	0	38.634	4
34	36	37	Derek Justis	Chevrolet	98	-2 L	0	38.707	3
35	3	25	Nick Ottinger	Chevrolet	95	-5 L	0	38.613	2
36	4	36	Chris Shearburn	Chevrolet	81	-19 L	0	38.423	1
37	11	3	Corey Vincent	Chevrolet	76	-24 L	0	38.413	1
38	14	16	John Gorlinsky	Ford	63	-37 L	0	38.495	1
39	32	55	Vicente Salas	Ford	54	-46 L	0	39.09	1
40	9	4	Ryan Michael Luza	Ford	48	-52 L	0	38.856	1

DARLINGTON RACEWAY

ROUND 15 // PLAYOFFS R1

Fin.	St.	No.	Name	Car	Laps	Gap	Led	Best Lap	Points
1	14	83	Bobby Zalenski	Chevrolet	189		33	28.38	40
2	1	23	Mitchell deJong	Toyota	189	-0.136	120	28.285	35
3	8	38	Casey Kirwan	Ford	189	-0.488	5	28.375	34
4	7	4	Ryan Michael Luza	Ford	189	-0.822	6	28.333	33
5	11	46	Jimmy Mullis	Toyota	189	-0.947	0	28.337	32
6	3	25	Nick Ottinger	Chevrolet	189	-1.197	0	28.445	31
7	26	75	Matt Bussa	Ford	189	-1.409	0	28.565	30
8	12	97	Logan Clampitt	Chevrolet	189	-1.543	7	28.579	29
9	10	55	Vicente Salas	Ford	189	-1.862	0	28.771	28
10	35	66	Blake Reynolds	Chevrolet	189	-2.074	0	28.604	27
11	6	8	Michael Conti	Chevrolet	189	-2.126	2	28.509	26
12	9	90	Zack Novak	Toyota	189	-2.14	0	28.702	25
13	4	10	Graham A. Bowlin	Ford	189	-2.252	0	28.64	24
14	15	3	Corey Vincent	Chevrolet	189	-2.258	0	28.716	23
15	21	41	Dylan Duval	Ford	189	-2.402	0	28.866	22
16	37	77	Bob Bryant	Chevrolet	189	-2.509	0	28.804	21
17	32	9	Michael Guest	Ford	189	-2.513	0	28.734	20
18	17	24	Jake Nichols	Ford	189	-2.643	0	28.794	19
19	5	36	Chris Shearburn	Chevrolet	189	-2.759	0	28.806	18
20	16	51	Ray Alfalla	Toyota	189	-2.904	2	28.661	17
21	30	18	Femi Olat	Toyota	189	-2.955	0	28.684	16
22	27	21	Garrett Lowe	Ford	189	-3.2	0	28.916	15
23	29	79	Ryan Doucette	Ford	189	-3.321	0	28.896	14
24	39	47	Brian Schoenburg	Chevrolet	189	-3.381	0	28.741	13
25	13	1	Ashton Crowder	Toyota	189	-4.05	0	28.809	12
26	34	2	Garrett Manes	Toyota	189	-4.531	0	28.772	11
27	22	6	Nathan Lyon	Ford	189	-4.531	0	29.039	10
28	31	15	Caine Cook	Ford	189	-5.197	1	28.932	9
29	28	88	Brad Davies	Chevrolet	189	-5.363	0	28.535	8
30	18	33	Taylor Hurst	Chevrolet	189	-5.373	0	28.807	7
31	24	52	Jake Matheson	Ford	189	-5.515	0	29.092	6
32	40	11	Malik Ray	Ford	189	-5.855	2	28.703	5
33	33	14	Blade Whitt	Ford	189	-6.184	0	28.8	4
34	2	32	Keegan Leahy	Toyota	189	-6.385	11	28.802	3
35	19	16	John Gorlinsky	Ford	189	-6.662	0	28.975	2
36	23	44	Anthony Burroughs	Chevrolet	187	-2 L	0	29.02	1
37	25	67	Allen Boes	Chevrolet	183	-6 L	0	28.992	1
38	20	17	Steven Wilson	Ford	176	-13 L	0	28.886	1
39	38	37	Derek Justis	Chevrolet	161	-28 L	0	28.672	1
40	36	29	Zack Nichols	Ford	74	-115 L	0	29.319	1



BRISTOL MOTOR SPEEDWAY

ROUND 16 // PLAYOFFS R2

Fin.	St.	No.	Name	Car	Laps	Gap	Led	Best Lap	Points
1	1	32	Keegan Leahy	Toyota	250		250	14.492	40
2	11	97	Logan Clappitt	Chevrolet	250	-0.283	0	14.529	35
3	7	4	Ryan Michael Luza	Ford	250	-0.549	0	14.583	34
4	2	23	Mitchell deJong	Toyota	250	-0.772	0	14.565	33
5	12	51	Ray Alfalla	Toyota	250	-0.982	0	14.624	32
6	24	38	Casey Kirwan	Ford	250	-1.228	0	14.64	31
7	3	83	Bobby Zalenski	Chevrolet	250	-1.348	0	14.709	30
8	6	10	Graham A. Bowlin	Ford	250	-1.441	0	14.687	29
9	5	25	Nick Ottinger	Chevrolet	250	-1.611	0	14.705	28
10	20	66	Blake Reynolds	Chevrolet	250	-1.643	0	14.727	27
11	13	75	Matt Bussa	Ford	250	-1.742	0	14.694	26
12	14	11	Malik Ray	Ford	250	-2.029	0	14.754	25
13	17	9	Michael Guest	Ford	250	-2.138	0	14.722	24
14	28	21	Garrett Lowe	Ford	250	-2.192	0	14.841	23
15	34	41	Dylan Duval	Ford	250	-2.402	0	14.679	22
16	26	55	Vicente Salas	Ford	250	-2.505	0	14.65	21
17	16	67	Allen Boes	Chevrolet	250	-2.619	0	14.694	20
18	15	36	Chris Shearburn	Chevrolet	250	-2.65	0	14.811	19
19	38	6	Nathan Lyon	Ford	250	-2.769	0	14.744	18
20	21	79	Ryan Doucette	Ford	250	-2.888	0	14.72	17
21	8	77	Bob Bryant	Chevrolet	250	-2.961	0	14.762	16
22	27	24	Jake Nichols	Ford	250	-3.118	0	14.749	15
23	10	1	Ashton Crowder	Toyota	250	-3.253	0	14.742	14
24	36	15	Caine Cook	Ford	250	-3.505	0	14.803	13
25	19	46	Jimmy Mullis	Toyota	250	-3.614	0	14.64	12
26	37	88	Brad Davies	Chevrolet	250	-3.745	0	14.72	11
27	18	37	Derek Justis	Chevrolet	250	-4.123	0	14.775	10
28	39	16	John Gorlinsky	Ford	250	-4.155	0	14.716	9
29	30	2	Garrett Manes	Toyota	250	-4.23	0	14.723	8
30	22	14	Blade Whitt	Ford	250	-4.261	0	14.695	7
31	25	18	Femi Olat	Toyota	250	-4.943	0	14.834	6
32	33	44	Anthony Burroughs	Chevrolet	250	-5.394	0	14.717	5
33	23	3	Corey Vincent	Chevrolet	249	-1 L	0	14.727	4
34	35	29	Zack Nichols	Ford	249	-1 L	0	14.713	3
35	9	33	Taylor Hurst	Chevrolet	247	-3 L	0	14.755	2
36	31	90	Zack Novak	Toyota	245	-5 L	0	14.91	1
37	40	52	Jake Matheson	Ford	244	-6 L	0	14.67	1
38	4	8	Michael Conti	Chevrolet	243	-7 L	0	14.732	1
39	32	17	Steven Wilson	Ford	242	-8 L	0	14.832	1
40	29	47	Brian Schoenburg	Chevrolet	127	-123 L	0	15.004	1

TALLADEGA SUPERSPEEDWAY

ROUND 17 // PLAYOFFS R3

Fin.	St.	No.	Name	Car	Laps	Gap	Led	Best Lap	Points
1	40	25	Nick Ottinger	Chevrolet	94		48	47.819	40
2	28	97	Logan Clampitt	Chevrolet	94	-0.058	0	47.831	35
3	31	77	Bob Bryant	Chevrolet	94	-0.161	0	47.825	34
4	23	75	Matt Bussa	Ford	94	-0.204	0	47.83	33
5	26	8	Michael Conti	Chevrolet	94	-0.827	0	47.819	32
6	34	88	Brad Davies	Chevrolet	94	-0.942	0	47.802	31
7	18	83	Bobby Zalenski	Chevrolet	94	-4.308	0	47.823	30
8	11	23	Mitchell deJong	Toyota	94	-4.39	9	47.877	29
9	14	32	Keegan Leahy	Toyota	94	-4.481	0	47.869	28
10	5	2	Garrett Manes	Toyota	94	-4.557	0	47.84	27
11	15	17	Steven Wilson	Ford	94	-4.646	0	47.8	26
12	10	18	Femi Olat	Toyota	94	-22.912	10	47.876	25
13	13	10	Graham A. Bowlin	Ford	94	-22.94	0	47.87	24
14	2	24	Jake Nichols	Ford	94	-23.028	26	47.738	23
15	4	41	Dylan Duval	Ford	94	-23.055	0	47.866	22
16	3	51	Ray Alfalla	Toyota	94	-23.084	0	47.728	21
17	30	90	Zack Novak	Toyota	94	-23.119	0	47.561	20
18	27	46	Jimmy Mullis	Toyota	94	-23.238	0	47.532	19
19	8	9	Michael Guest	Ford	94	-23.28	0	47.657	18
20	19	3	Corey Vincent	Chevrolet	94	-23.461	0	47.501	17
21	6	21	Garrett Lowe	Ford	94	-24.071	0	47.814	16
22	22	14	Blade Whitt	Ford	94	-24.305	0	47.508	15
23	24	67	Allen Boes	Chevrolet	94	-24.924	0	47.573	14
24	39	4	Ryan Michael Luza	Ford	94	-28.013	0	47.972	13
25	21	15	Caine Cook	Ford	94	-28.084	0	47.68	12
26	33	66	Blake Reynolds	Chevrolet	94	-28.15	0	47.957	11
27	35	44	Anthony Burroughs	Chevrolet	94	-28.306	0	47.81	10
28	37	52	Jake Matheson	Ford	94	-28.36	0	47.783	9
29	25	33	Taylor Hurst	Chevrolet	94	-28.524	0	47.626	8
30	16	36	Chris Shearburn	Chevrolet	93	-1 L	0	47.589	7
31	12	79	Ryan Doucette	Ford	93	-1 L	0	47.616	6
32	29	37	Derek Justis	Chevrolet	93	-1 L	0	47.612	5
33	38	29	Zack Nichols	Ford	93	-1 L	0	47.868	4
34	1	55	Vicente Salas	Ford	93	-1 L	0	47.803	3
35	9	11	Malik Ray	Ford	93	-1 L	0	47.782	2
36	7	38	Casey Kirwan	Ford	93	-1 L	1	47.879	1
37	17	6	Nathan Lyon	Ford	93	-1 L	0	47.637	1
38	36	47	Brian Schoenburg	Chevrolet	92	-2 L	0	47.852	1
39	32	16	John Gorlinsky	Ford	86	-8 L	0	47.833	1
40	20	1	Ashton Crowder	Toyota	64	-30 L	0	47.555	1



TEXAS MOTOR SPEEDWAY

ROUND 18 // CHAMPIONSHIP

Fin.	St.	No.	Name	Car	Laps	Gap	Led	Best Lap	Points
1	2	32	Keegan Leahy	Toyota	167		61	29.401	40
2	31	97	Logan Clappitt	Chevrolet	167	-0.517	0	29.366	35
3	6	8	Michael Conti	Chevrolet	167	-0.729	0	29.375	34
4	10	17	Steven Wilson	Ford	167	-0.952	1	29.476	33
5	1	23	Mitchell deJong	Toyota	167	-1.017	84	29.434	32
6	12	15	Caine Cook	Ford	167	-5.433	0	29.569	31
7	4	38	Casey Kirwan	Ford	167	-6.363	0	29.357	30
8	8	10	Graham A. Bowlin	Ford	167	-6.63	0	29.397	29
9	3	4	Ryan Michael Luza	Ford	167	-6.662	0	29.386	28
10	11	41	Dylan Duval	Ford	167	-6.809	0	29.323	27
11	23	51	Ray Alfalla	Toyota	167	-7.839	3	29.529	26
12	9	83	Bobby Zalenski	Chevrolet	167	-8.354	2	29.458	25
13	16	75	Matt Bussa	Ford	167	-9.005	0	29.571	24
14	32	90	Zack Novak	Toyota	167	-9.137	0	29.371	23
15	27	66	Blake Reynolds	Chevrolet	167	-9.539	0	29.444	22
16	14	3	Corey Vincent	Chevrolet	167	-9.898	0	29.522	21
17	25	18	Femi Olat	Toyota	167	-9.913	0	29.394	20
18	24	2	Garrett Manes	Toyota	167	-10.642	0	29.598	19
19	34	46	Jimmy Mullis	Toyota	167	-11.164	0	29.441	18
20	21	24	Jake Nichols	Ford	167	-11.179	0	29.534	17
21	15	9	Michael Guest	Ford	167	-13.627	0	29.615	16
22	30	67	Allen Boes	Chevrolet	167	-14.437	2	29.589	15
23	22	25	Nick Ottinger	Chevrolet	167	-15.477	0	29.432	14
24	19	11	Malik Ray	Ford	167	-17.325	0	29.561	13
25	38	14	Blade Whitt	Ford	167	-17.506	0	29.473	12
26	20	88	Brad Davies	Chevrolet	167	-17.949	0	29.559	11
27	7	55	Vicente Salas	Ford	167	-17.956	6	29.437	10
28	18	33	Taylor Hurst	Chevrolet	167	-20.345	0	29.556	9
29	13	77	Bob Bryant	Chevrolet	167	-21.647	0	29.589	8
30	39	37	Derek Justis	Chevrolet	167	-25.949	0	29.624	7
31	26	16	John Grolinsky	Ford	167	-29.554	0	29.544	6
32	17	1	Ashton Crowder	Toyota	166	-1 L	0	29.624	5
33	37	29	Zack Nichols	Ford	166	-1 L	0	29.488	4
34	36	44	Anthony Burroughs	Chevrolet	166	-1 L	0	29.574	3
35	29	79	Ryan Doucette	Ford	166	-1 L	0	29.679	2
36	33	36	Chris Shearburn	Chevrolet	166	-1 L	0	29.478	1
37	35	47	Brian Schoenburg	Chevrolet	166	-1 L	0	29.499	1
38	40	52	Jake Matheson	Ford	166	-1 L	0	29.604	1
39	28	21	Garrett Lowe	Ford	161	-6 L	0	29.43	1
40	5	6	Nathan Lyon	Ford	127	-40 L	8	29.653	1

ASUS[®]



THE OFFICIAL
PC AND MONITOR
PARTNER





2021 SEASON STANDINGS

Position	Driver	Starts	Wins	Top 5s	Top 10s	Poles	Points	Margin
1	Keegan Leahy	18	3	5	9	4	3040	
2	Logan Clappitt	18	1	5	9	1	3035	-5
3	Mitchell deJong	18	2	7	10	6	3032	-7
4	Bobby Zalenski	18	2	6	10	0	3025	-15
5	Matt Bussa	18	1	3	5	0	2116	-924
6	Graham A. Bowlin	18	1	5	8	1	2109	-931
7	Michael Conti	18	1	6	9	0	2096	-941
8	Jimmy Mullis	18	1	3	5	1	2084	-956
9	Bob Bryant	18	1	3	4	0	2082	-958
10	Vicente Salas	18	1	1	6	2	2065	-974
11	Casey Kirwan	18	0	2	10	0	408	-2,632
12	Nick Ottinger	18	1	3	8	0	390	-2,650
13	Steven Wilson	18	0	6	9	0	374	-2,666
14	Michael Guest	18	0	1	5	0	367	-2,673
15	Ryan Michael Luza	18	1	6	8	1	361	-2,679
16	Corey Vincent	18	0	2	6	0	358	-2,682
17	Dylan Duval	18	0	0	3	0	358	-2,682
18	Zack Novak	18	0	3	4	0	337	-2,703
19	Ray Alfalla	18	1	3	5	0	322	-2,718
20	Garrett Manes	18	0	1	5	0	318	-2,722
21	Jake Nichols	18	0	2	3	0	314	-2,726
22	Garrett Lowe	18	0	1	3	0	311	-2,729
23	Blake Reynolds	18	0	0	5	0	303	-2,737
24	Chris Shearburn	18	1	2	3	1	266	-2,774
25	Brad Davies	18	0	0	4	0	255	-2,785
26	Caine Cook	18	0	1	2	0	234	-2,806
27	Femi Olat	18	0	0	1	0	234	-2,806
28	Taylor Hurst	17	0	1	3	0	230	-2,810
29	Nathan Lyon	18	0	1	2	0	221	-2,819
30	Blade Whitt	18	0	0	0	0	202	-2,838
31	Zack Nichols	18	0	1	3	0	196	-2,844
32	Allen Boes	18	0	0	0	0	195	-2,844
33	Malik Ray	18	0	1	1	0	192	-2,848
34	Ashton Crowder	18	0	1	1	0	183	-2,857
35	Isaac Gann	9	0	4	4	0	177	-2,863
36	Jake Matheson	18	0	2	2	0	174	-2,866
37	Derek Justis	18	0	1	1	0	155	-2,885
38	Ryan Doucette	18	0	0	0	0	153	-2,887
39	John Gorlinsky	18	0	1	1	0	150	-2,890
40	Brian Schoenburg	18	0	0	2	0	148	-2,892
41	Anthony Burroughs	9	0	0	1	0	109	-2,931

2020 SEASON STANDINGS

Position	Driver	Starts	Wins	Top 5s	Top 10s	Poles	Points	Margin
1	Nick Ottinger	20	2	9	13	1	4,037	-
2	Bobby Zalenski	20	3	10	15	4	4,035	-2
3	Michael Conti	20	1	7	11	4	4,032	-5
4	Ryan Michael Luza	20	3	6	10	0	4,012	-25
5	Jimmy Mullis	20	2	5	9	1	2,120	-1,917
6	Keegan Leahy	20	3	8	9	4	2,117	-1,920
7	Garrett Lowe	20	0	6	9	0	2,115	-1,922
8	Ray Alfalla	20	1	3	7	1	2,087	-1,950
9	Corey Vincent	20	0	1	8	1	505	-3,532
10	Logan Clampitt	19	0	7	10	0	501	-3,536
11	Graham A. Bowlin	20	0	2	6	2	490	-3,547
12	Brad Davies	20	0	2	5	0	484	-3,553
13	Chris Shearburn	20	1	5	5	1	460	-3,577
14	Blake Reynolds	20	0	1	3	0	453	-3,584
15	Bob Bryant	20	0	2	3	0	446	-3,591
16	Caine Cook	20	0	2	7	0	446	-3,591
17	Jake Nichols	20	0	1	3	0	437	-3,600
18	Christian Challiner	20	0	3	5	1	409	-3,628
19	John Gorlinsky	20	0	0	4	0	405	-3,632
20	Casey Kirwan	20	1	1	7	0	405	-3,632
21	Zack Novak	20	0	3	5	0	395	-3,642
22	Nathan Lyon	20	0	1	3	0	394	-3,643
23	Matt Bussa	20	0	1	3	0	392	-3,645
24	Dylan Duval	20	0	1	2	0	392	-3,645
25	Michael Guest	20	0	0	4	0	387	-3,650
26	Eric J. Smith	20	0	3	5	0	382	-3,655
27	Chris Overland	20	0	2	2	0	379	-3,658
28	Kollin Keister	18	1	2	5	0	377	-3,660
29	Brandon Hayse Kettelle	19	1	1	4	0	363	-3,674
30	Michael Guariglia	19	0	1	2	0	345	-3,692
31	Justin Bolton	19	0	0	2	0	341	-3,696
32	Malik Ray	20	0	1	3	0	334	-3,703
33	Phillip Diaz	20	0	1	1	0	328	-3,709
34	Alex McCollum	20	0	1	3	0	314	-3,723
35	Jarl Teien	20	0	0	2	0	304	-3,733
36	Steve Sheehan	18	0	0	1	0	282	-3,755
37	Santiago Tirres	20	0	0	0	0	265	-3,772
38	Brian Schoenburg	20	0	0	0	0	225	-3,812
39	Ashton Crowder	10	1	1	3	0	210	-3,827
40	Jeremy R Allen	10	0	0	1	0	113	-3,924



2019 SEASON STANDINGS

Position	Driver	Starts	Wins	Top 5s	Top 10s	Poles	Points	Margin
1	Zack Novak	18	4	7	8	0	3,044	-
2	Keegan Leahy	18	2	12	12	4	3,041	-3
3	Bobby Zалenski	18	2	7	11	5	3,037	-7
4	Blake Reynolds	18	0	7	12	0	3,032	-12
5	Jimmy Mullis	18	1	4	9	1	2,107	-937
6	Ryan Michael Luza	17	3	8	11	1	2,103	-941
7	Michael Conti	18	0	4	10	3	2,100	-944
8	Garrett Lowe	18	1	5	9	0	2,094	-950
9	Nick Ottinger	17	1	5	9	0	485	-2,559
10	Casey Kirwan	18	1	3	6	0	467	-2,577
11	Corey Vincent	18	1	4	9	1	447	-2,597
12	Christian Challiner	18	0	2	5	0	433	-2,611
13	Jake Nichols	18	0	1	2	0	408	-2,636
14	Jarl Teien	18	0	0	5	0	393	-2,651
15	Logan Clampitt	16	0	5	6	0	391	-2,653
16	Brad Davies	18	0	1	3	1	385	-2,659
17	Dylan Duval	18	0	0	3	0	384	-2,660
18	Malik Ray	17	0	1	4	0	381	-2,663
19	Matt Bussa	16	0	1	5	0	375	-2,669
20	Phillip Diaz	18	0	0	1	0	374	-2,670
21	Ray Alfalla	17	0	1	5	0	372	-2,672
22	Ashton Crowder	18	1	1	3	0	367	-2,677
23	Michael Guest	18	0	2	7	0	367	-2,677
24	Michael Guariglia	18	0	0	2	0	362	-2,682
25	Chris Overland	17	0	1	3	1	355	-2,689
26	Chris Shearburn	17	0	1	4	1	349	-2,695
27	Ryan Lowe	18	0	1	2	0	339	-2,705
28	Caine Cook	16	0	0	1	0	310	-2,734
29	Benjamin W. Nelson	18	0	1	2	0	310	-2,734
30	Brian Schoenburg	18	0	1	1	0	307	-2,737
31	Eric J. Smith	17	1	1	2	0	277	-2,767
32	Taylor Hurst	16	0	2	2	0	264	-2,780
33	Adam Benefiel	18	0	0	1	0	261	-2,783
34	Casey Tucker	18	0	0	1	0	253	-2,791
35	Nathan Lyon	18	0	0	1	0	240	-2,804
36	Cody Byus	16	0	1	1	0	239	-2,805
37	Nickolas Shelton	18	0	0	1	0	238	-2,806
38	Logan Kress	17	0	0	0	0	234	-2,810
39	Brandon Hayse Kettelle	18	0	0	1	0	226	-2,818
40	Timmy Hill	17	0	0	0	0	160	-2,884

2018 SEASON STANDINGS

Position	Driver	Starts	Wins	Top 5s	Top 10s	Poles	Points	Margin
1	Ray Alfalla	17	2	9	13	0	3,044	-
2	Ryan Michael Luza	15	4	11	14	4	3,041	-3
3	Michael Conti	17	2	7	12	2	3,039	-5
4	Matt Bussa	17	1	4	10	0	3,033	-11
5	Nick Ottinger	17	1	4	9	1	2,138	-906
6	Bobby Zalenski	17	1	4	7	1	2,132	-912
7	Keegan Leahy	17	3	7	11	2	2,128	-916
8	Nickolas Shelton	17	1	3	5	0	2,107	-937
9	Logan Clampitt	17	1	4	9	1	511	-2,533
10	Christian Challiner	17	0	3	8	2	458	-2,586
11	Jimmy Mullis	17	1	4	10	0	450	-2,594
12	Brian Schoenburg	17	0	3	7	0	435	-2,609
12	Zack Novak	17	1	5	9	1	435	-2,609
14	Chris Shearburn	17	0	3	4	0	433	-2,611
15	Casey Kirwan	17	0	1	5	0	416	-2,628
16	Michael Guest	17	0	4	6	0	406	-2,638
16	Taylor Hurst	17	0	2	4	0	406	-2,638
18	Ryan Lowe	17	0	1	3	0	402	-2,642
19	Brad Davies	17	0	1	5	1	401	-2,643
20	Phillip Diaz	17	0	1	3	0	366	-2,678
21	David Rattler	17	0	0	1	0	364	-2,680
22	Andrew Fayash III	17	0	0	0	0	361	-2,683
23	Corey Vincent	17	0	1	4	1	358	-2,686
24	Colton Davis	17	0	1	2	0	348	-2,696
25	Blake Reynolds	17	0	0	3	0	347	-2,697
26	Marcus Richardson	16	0	1	1	0	341	-2,703
26	Casey Tucker	17	0	0	0	0	341	-2,703
28	Chris Overland	17	0	0	3	1	330	-2,714
29	Joe Letteriello	17	0	0	0	0	299	-2,745
30	Brandon Pipgrass	15	0	0	1	0	274	-2,770
31	Alex Bergeron	14	0	1	2	0	265	-2,779
32	Adam Gilliland	17	0	0	0	0	240	-2,804
33	Jake Stergios	10	0	1	2	0	238	-2,806
34	Nolan Scott	12	0	0	0	0	191	-2,853
35	Jarl Teien	10	0	2	2	1	174	-2,870
36	Darik Bourdeau	8	0	1	3	0	168	-2,876
37	Dylan Duval	6	0	1	2	0	138	-2,906
38	Cody Byus	4	0	0	0	0	104	-2,940
39	Timmy Hill	5	0	0	0	0	81	-2,963
40	Kenny Humpe	2	0	0	0	0	5	-3,039



2017 SEASON STANDINGS

Position	Driver	Starts	Wins	Top 5s	Top 10s	Poles	Points	Margin
1	Ryan Michael Luza	15	5	10	11	3	3,048	-
2	Logan Clappitt	15	0	8	11	1	3,043	-5
3	Bobby Zalsenski	16	2	6	12	0	3,040	-8
4	Ray Alfalla	14	3	7	8	0	3,014	-34
5	Corey Vincent	16	0	3	7	0	2,104	-944
6	Zack Novak	16	1	5	7	5	2,082	-966
7	Marcus Richardson	16	0	1	7	0	2,076	-972
8	Christian Challiner	16	0	2	4	0	2,064	-984
9	Michael Conti	16	1	5	8	1	448	-2,600
10	Dylan Duval	16	0	3	5	1	431	-2,617
11	Darik Bourdeau	14	1	1	5	0	393	-2,655
12	Ryan Lowe	16	0	2	4	0	375	-2,673
13	Nick Ottinger	14	0	1	4	1	358	-2,690
14	Chris Shearburn	16	0	0	2	1	357	-2,691
15	Brian Schoenburg	15	0	1	3	0	350	-2,698
16	Taylor Hurst	13	1	5	7	0	348	-2,700
16	Chris Overland	14	0	2	4	0	348	-2,700
18	Jimmy Mullis	15	0	1	4	0	341	-2,707
19	Phillip Diaz	16	0	0	2	0	340	-2,708
19	Jake Stergios	16	0	0	2	0	340	-2,708
21	Blake Reynolds	13	0	0	3	0	339	-2,709
22	Kenny Humpe	15	0	3	5	0	338	-2,710
23	Cody Byus	13	1	5	6	1	335	-2,713
24	Matt Bussa	14	0	2	6	2	320	-2,728
25	Adam Gilliland	16	0	0	0	0	312	-2,736
26	Nolan Scott	14	0	1	2	0	308	-2,740
27	Casey Tucker	15	0	0	0	0	302	-2,746
28	Timmy Hill	16	0	0	0	0	298	-2,750
29	Andrew Fayash III	15	0	0	3	0	294	-2,754
30	Joe Letteriello	14	0	0	1	0	292	-2,756
31	PJ Stergios	12	0	2	6	0	270	-2,778
32	Michael J Johnson	16	0	0	0	0	266	-2,782
32	David Rattler	16	0	0	1	0	266	-2,782
34	Bryan Blackford	15	0	0	1	0	264	-2,784
34	Will Cooley	14	0	0	0	0	264	-2,784
36	Alex Bergeron	11	0	2	2	0	261	-2,787
37	Brad Davies	14	0	1	1	0	255	-2,793
38	Byron Daley	14	0	0	1	0	239	-2,809
39	Jake Nichols	12	0	0	0	0	236	-2,812
40	Chandler Krizek	13	0	0	1	0	223	-2,825
41	Mitchell Hunt	14	0	0	2	0	206	-2,842
42	Tyler Hill	14	0	0	0	0	193	-2,855
43	Allen Boes	12	1	1	1	0	168	-2,880
44	Brandon Schmidt	14	0	0	0	0	164	-2,884
45	Trey Eidson	9	0	0	0	0	152	-2,896
46	Kyle Putz	6	0	0	0	0	132	-2,916
47	Josh Berry	11	0	0	1	0	120	-2,928
48	Nicholas Johnston	7	0	0	0	0	85	-2,963
49	Peter Bennett	1	0	0	0	0	27	-3,021
50	Justin Bolton	2	0	0	0	0	6	-3,042

2016 SEASON STANDINGS

Position	Driver	Starts	Wins	Top 5s	Top 10s	Poles	Points	Margin
1	Ray Alfalla	15	2	13	14	6	634	-
2	PJ Stergios	15	5	13	14	2	632	-2
3	Jake Stergios	15	1	4	10	0	511	-123
4	Chris Overland	15	0	3	6	0	476	-158
5	Dylan Duval	15	1	3	9	0	470	-164
6	Nick Ottinger	15	0	2	5	2	443	-191
7	Corey Vincent	15	1	3	6	0	442	-192
8	Kenny Humpe	15	3	6	8	1	441	-193
9	Andrew Fayash III	15	0	1	3	0	426	-208
10	Allen Boes	15	1	3	9	0	413	-221
11	Cody Byus	14	0	2	6	2	411	-223
12	Tyler D Hudson	15	1	2	6	0	394	-240
12	Taylor Hurst	15	0	3	8	0	394	-240
14	Michael Conti	15	0	2	4	0	381	-253
15	Nicholas Johnston	15	0	1	4	0	377	-257
16	Josh Berry	15	0	1	4	0	360	-274
17	Logan Clampitt	12	1	4	6	0	358	-276
18	Michael J Johnson	15	0	0	2	0	351	-283
18	Casey Tucker	15	0	1	2	0	351	-283
20	David Rattler	14	0	1	3	0	348	-286
21	Byron Daley	15	0	0	2	0	347	-287
22	Mitchell Hunt	14	0	1	3	0	340	-294
23	Justin Bolton	12	0	4	6	2	332	-302
24	Timmy Hill	15	0	1	1	0	326	-308
25	Matt Bussa	15	0	1	2	0	324	-310
26	Ryan Lowe	15	0	1	4	0	319	-315
27	Brad Davies	13	0	3	3	0	317	-317
28	Adam Gilliland	15	0	0	2	0	315	-319
29	Bryan Blackford	15	0	0	2	0	314	-320
30	Brandon Schmidt	15	0	1	2	0	312	-322
31	Kevin King	15	0	0	2	0	295	-339
32	Trey Eidson	15	0	0	0	0	289	-345
33	Tyler Laughlin	15	0	0	0	0	285	-349
34	Ryan Borges	15	0	0	0	0	268	-366
35	Dylan C Jones	13	0	0	0	0	221	-413
36	Thomas Davis	13	0	0	0	0	204	-430
37	Brad Mahar	10	0	0	0	0	195	-439
38	Tyler Hill	15	0	0	0	0	187	-447
39	Nathan Wise	10	0	0	0	0	178	-456
40	Alex Warren	13	0	0	0	0	142	-492
41	Shane Dougherty	10	0	0	0	0	140	-494
42	Dillon Raffurty	9	0	0	1	0	131	-503
43	Robin Williams	7	0	0	0	0	126	-508
44	Patrick Crabtree	8	0	0	0	0	110	-524
45	Nick Furler	8	0	0	0	0	108	-526
46	Blake Bryant	7	0	0	0	0	103	-531
47	Greg McKinney	6	0	0	0	0	101	-533
48	Damon Burnette	5	0	0	0	0	83	-551
49	Joey Israelson	4	0	0	0	0	62	-572



2015 SEASON STANDINGS

Position	Driver	Starts	Wins	Top 5s	Top 10s	Poles	Points	Margin
1	Kenny Humpe	15	5	11	12	5	571	-
2	Ray Alfalla	15	4	9	12	1	560	-11
3	PJ Stergios	15	0	5	12	0	496	-75
4	Bryan Blackford	15	0	3	8	0	481	-90
5	Chris Overland	15	0	5	8	0	475	-96
6	Corey Vincent	15	1	3	7	2	456	-115
7	Matt Bussa	15	0	1	4	0	449	-122
8	Jake Stergios	15	0	3	6	0	447	-124
9	Justin Bolton	15	0	3	8	3	446	-125
10	Michael Conti	15	0	3	6	0	397	-174
11	Tyler D Hudson	15	0	1	5	0	390	-181
12	Tyler Hill	15	0	3	4	0	388	-183
13	Nick Ottinger	14	2	5	6	2	384	-187
14	Kevin King	15	0	1	5	0	377	-194
15	Taylor Hurst	15	0	2	4	0	376	-195
16	Casey Tucker	15	0	2	3	1	361	-210
17	Brad Mahar	15	0	1	4	0	355	-216
18	Patrick Crabtree	15	0	2	4	0	353	-218
19	Landon Harrison	15	1	2	3	0	347	-224
19	Nathan Wise	15	0	1	3	0	347	-224
21	Michael J Johnson	15	0	0	0	0	340	-231
22	Cody Byus	15	0	0	4	1	324	-247
23	Danny Hansen	15	0	3	3	0	313	-258
24	Chad J Laughton	10	1	4	5	1	311	-260
25	Andrew Fayash III	14	0	0	2	0	308	-263
26	Tyler Laughlin	15	0	0	0	0	305	-266
27	Alex Warren	15	1	1	2	0	303	-268
28	Thomas Davis	12	0	1	4	0	301	-270
29	Ryan Lowe	14	0	1	1	0	300	-271
30	Rob Ackley	15	0	1	1	0	292	-279
31	Trey Eidson	15	0	0	2	0	285	-286
32	Byron Daley	11	0	1	3	0	273	-298
33	Benjamin Burmeister	13	0	0	1	0	269	-302
34	Allen Boes	15	1	2	3	0	259	-312
35	Teemu Iivonen	12	0	0	1	0	252	-319
36	Brian Day	15	0	0	1	0	241	-330
37	Brad Davies	15	0	0	0	0	238	-333
38	Brandon Buie	12	0	0	1	0	235	-336
39	Brandon Schmidt	14	0	0	0	0	234	-337
40	David Rattler	15	0	0	0	0	214	-357
41	Steven Gilbert	15	0	0	0	0	212	-359
42	Adam Gilliland	15	0	0	1	0	197	-374
43	Alex Scribner	12	0	0	1	0	164	-407
44	Shane Dougherty	8	0	0	0	0	146	-425
45	Brian Schoenburg	8	0	0	0	0	121	-450
46	Thomas Lewandowski	7	0	0	0	0	83	-488
47	Justin Trombley	3	0	0	0	0	60	-511
48	Sascha Wesler	3	0	0	0	0	35	-536
49	Brandon Hauff	2	0	0	0	0	12	-559

2014 SEASON STANDINGS

Position	Driver	Starts	Wins	Top 5s	Top 10s	Poles	Points	Margin
1	Michael Conti	15	3	10	12	4	570	-
2	Ray Alfalla	15	2	9	10	4	554	-16
3	Nick Ottinger	15	2	6	11	1	531	-39
4	Chad J Laughton	15	1	6	10	0	521	-49
5	Jake Stergios	15	1	1	6	0	470	-100
6	Chris Overland	15	0	4	7	0	467	-103
7	Matt Busa	15	0	3	6	1	447	-123
8	Cody Byus	15	0	2	7	1	438	-132
9	Adam Gilliland	15	0	4	8	0	435	-135
10	Justin Bolton	15	0	2	6	0	420	-150
11	Kenny Humpe	13	2	3	8	1	413	-157
12	Bryan Blackford	15	0	2	7	0	407	-163
12	Danny Hansen	15	1	3	4	0	407	-163
14	Brad Mahar	15	0	0	5	0	406	-164
15	Alex Warren	15	1	1	2	0	404	-166
16	Byron Daley	14	0	1	5	0	400	-170
17	Thomas Lewandowski	15	1	3	4	0	392	-178
18	Brian Day	15	0	0	2	0	385	-185
19	PJ Stergios	15	0	4	6	0	378	-192
20	Michael J Johnson	15	0	0	2	0	373	-197
21	Peter Bennett	15	0	2	3	0	371	-199
22	Rob Ackley	15	0	0	1	0	358	-212
23	Trey Eidson	15	0	1	2	0	350	-220
24	Landon Harrison	15	0	1	1	0	348	-222
25	Brandon Buie	15	0	0	1	0	329	-241
26	Brian Schoenburg	15	0	2	4	0	322	-248
27	Brad Davies	15	0	2	3	1	310	-260
28	Brandon Schmidt	15	0	1	1	0	265	-305
29	Brandon Hauff	15	0	0	0	0	262	-308
30	Steven Gilbert	13	0	0	0	0	256	-314
31	Mitchell Hunt	15	0	1	1	0	249	-321
32	Brandon Hauck	14	0	0	1	0	246	-324
33	Alex Scribner	11	0	0	1	0	234	-336
34	Kevin King	10	1	2	3	0	222	-348
35	Tyler Laughlin	8	0	0	2	0	208	-362
36	Brandon Hayse Kettelle	11	0	1	3	0	200	-370
37	Robert Hall	8	0	0	1	0	181	-389
38	Joey Brown	8	1	1	1	2	177	-393
39	Brandon Chubirko	9	0	0	0	0	172	-398
40	Josh Berry	8	0	0	0	0	167	-403
41	Carson McClelland	6	0	0	0	0	138	-432
41	Joshua Laughton	6	0	0	0	0	138	-432
43	Tyler D Hudson	6	0	2	2	0	137	-433
44	Kwame Adjei	6	0	0	0	0	95	-475
45	Justin Trombley	6	0	0	1	0	89	-481
46	Andrew Fayash III	5	0	0	0	0	87	-483
47	Richard Duset	6	0	0	0	0	60	-510
47	Ashley Miller	7	0	0	0	0	60	-510
49	Dylan Duval	1	0	0	0	0	19	-551



2013 SEASON STANDINGS

Position	Driver	Starts	Wins	Top 5s	Top 10s	Poles	Points	Margin
1	Tyler D Hudson	17	1	7	11	0	615	-
2	Ray Alfalla	17	2	11	11	3	606	-9
3	Nick Ottinger	17	6	8	11	2	568	-47
4	Michael Conti	17	2	6	8	1	548	-67
5	Brian Schoenburg	17	0	5	8	0	542	-73
6	Thomas Lewandowski	17	0	2	6	0	526	-89
7	Peter Bennett	17	1	4	7	0	508	-107
8	Byron Daley	17	0	3	8	1	490	-125
9	Marcus Lindsey	17	1	6	9	1	488	-127
10	Kevin King	17	0	2	7	1	485	-130
11	Brandon Hayse Kettelle	17	0	3	6	0	466	-149
12	Matt Bussa	17	0	2	5	0	462	-153
13	Carson McClelland	17	0	1	3	1	445	-170
14	Brad Davies	16	0	2	5	0	422	-193
15	Joey Brown	17	2	4	5	4	416	-199
16	Adam Gilliland	17	1	1	2	1	412	-203
17	Michael J Johnson	17	0	0	3	0	401	-214
18	Joshua Laughton	16	1	3	5	0	398	-217
19	Danny Hansen	17	0	0	4	0	382	-233
20	Jake Stergios	16	0	2	3	0	366	-249
21	Landon Harrison	17	0	0	1	0	339	-276
22	Rob Ackley	14	0	1	4	0	336	-279
23	Brandon Schmidt	15	0	0	0	0	316	-299
24	Bryan Blackford	14	0	0	1	0	310	-305
25	Andrew Fayash III	15	0	2	2	0	306	-309
26	Chad Coleman	14	0	0	1	0	297	-318
26	Chad J Laughton	15	0	3	4	0	297	-318
28	Casey Malone	13	0	0	1	0	287	-328
29	Patrick Baldwin	17	0	0	4	0	282	-333
29	Alex Warren	17	0	0	0	0	282	-333
31	Paul Kusheba	14	0	1	3	0	257	-358
32	Josh Berry	14	0	1	2	0	255	-360
33	Jason Karlavige	10	0	1	2	0	251	-364
34	Jared Crawford	11	0	2	4	1	245	-370
35	Brandon Buie	10	0	0	2	0	243	-372
36	Steve Sheehan	9	0	3	4	1	242	-373
37	Carson Downs	11	0	0	2	0	206	-409
38	Brian Day	7	0	0	1	0	183	-432
39	John Gorlinsky	10	0	1	2	0	174	-441
40	Jon Adams	10	1	1	2	0	173	-442
41	Dustin Montgomery	8	0	1	4	0	172	-443
42	Dylan Duval	7	0	0	1	0	161	-454
43	Richard Duset	14	0	0	0	0	157	-458
44	Landon Huffman	9	0	1	1	0	132	-483
45	Robert Hall	6	0	0	0	0	119	-496
45	Cyril Nousbaum	7	0	0	0	0	119	-496
45	Derek Crone	8	0	0	1	0	119	-496
48	Cody Byus	7	0	0	0	0	109	-506
49	Steven Gilbert	4	0	0	1	0	89	-526
50	Tyler Laughlin	5	0	0	0	0	88	-527
51	Chris Main	5	0	0	0	0	85	-530
52	Justin Trombley	3	0	0	0	0	76	-539
53	Matt Whitten	4	0	0	0	1	75	-540
54	Kevin Burris	5	0	0	0	0	73	-542
55	Charlie Foster	3	0	0	1	0	70	-545
56	Nicholas Morse	4	0	0	0	0	69	-546
57	Philipp Geiss	4	0	0	0	0	66	-549
58	Tom Moustakas	3	0	0	0	0	62	-553
59	Ashley Miller	3	0	0	1	0	61	-554
60	Benjamin Burmeister	2	0	0	0	0	48	-567
61	PJ Stergios	1	0	0	1	0	36	-579
61	Brandon Hauck	2	0	0	0	0	36	-579
63	Simon Crochart	2	0	0	0	0	24	-591
64	Sascha Wesler	2	0	0	0	0	18	-597
65	Brandon Atkinson	1	0	0	0	0	13	-602
66	Alex Ciabrone	1	0	0	0	0	12	-603
66	Kenny Humphe	2	0	0	0	0	12	-603
68	Lee Herron	1	0	0	0	0	7	-608

2012 SEASON STANDINGS

Position	Driver	Starts	Wins	Top 5s	Top 10s	Poles	Points	Margin
1	Ray Alfalla	16	5	12	14	3	643	-
2	Michael Conti	16	1	10	14	2	609	-34
3	Kevin King	16	2	8	13	2	595	-48
4	Nick Ottinger	16	2	8	10	4	531	-112
5	Brian Schoenburg	16	0	2	10	1	528	-115
6	Patrick Baldwin	16	0	5	10	1	525	-118
7	Robert Hall	16	1	5	8	1	470	-173
8	Byron Daley	16	0	2	4	0	452	-191
9	Tyler D Hudson	16	0	4	4	0	438	-205
10	Jon Adams	15	1	4	6	0	407	-236
11	Thomas Lewandowski	16	0	0	4	1	382	-261
11	Michael J Johnson	16	0	1	2	0	382	-261
13	Landon Harrison	16	0	0	2	0	378	-265
14	John Gorlinsky	16	1	3	6	0	373	-270
15	Steve Sheehan	15	1	3	5	2	372	-271
16	Charles Cospser	16	0	1	1	0	370	-273
17	Chris Main	16	0	0	3	0	366	-277
18	Chad Coleman	16	0	1	1	0	361	-282
19	Cyril Nousbaum	16	0	0	1	0	356	-287
20	Marcus Lindsey	16	0	0	3	0	353	-290
21	Brad Davies	14	0	2	6	0	350	-293
22	Alex Warren	16	0	1	1	0	349	-294
23	Carson McClelland	13	0	1	4	0	348	-295
24	Jason Karlavige	10	1	4	7	0	342	-301
25	Bryan Blackford	16	0	0	1	0	339	-304
26	Josh Connors	16	0	0	1	0	323	-320
27	Thomas Hazard	16	0	0	1	0	313	-330
28	Jake Stergios	14	1	1	1	0	308	-335
29	Brandon Buchberger	16	0	1	1	0	306	-337
30	Joshua Laughton	15	0	0	2	0	298	-345
31	Vinnie Sansone	16	0	0	0	0	293	-350
32	Chris Overland	14	0	0	1	0	282	-361
33	Andrew Fayash III	16	0	0	1	0	273	-370
34	Josh Berry	12	0	2	3	0	260	-383
35	Justin Thompson	13	0	0	2	0	238	-405
36	Richie Davidowitz	12	0	1	2	0	234	-409
37	Patrick Fogel	10	0	0	2	0	195	-448
38	Dylan Duval	9	0	1	3	0	186	-457
39	Pedro Mojica	11	0	0	0	0	180	-463
39	Daniel Pope II	11	0	0	1	0	180	-463
41	Florian Godard	11	0	0	0	0	174	-469
42	Jeremy R Allen	7	1	1	2	0	154	-489
43	Paul Kusheba	7	0	0	1	0	150	-493
44	Connor Mackenzie	7	0	0	0	0	132	-511
45	Josh Parker	11	0	0	0	0	128	-515
46	Brad Wright	8	0	0	1	0	84	-559
47	Adam Gilliland	4	0	0	0	0	63	-580
48	Chad J Laughton	3	0	0	1	0	60	-583
49	Richard Towler	2	0	0	1	0	56	-587
50	Casey Malone	2	0	0	0	0	54	-589
51	Jeremy Thornton	3	0	1	1	0	51	-592
52	Cody Byus	3	0	0	0	0	48	-595
53	Richard Dusetz	4	0	0	0	0	47	-596
54	John Prather	5	0	0	0	0	44	-599
55	Matt Whitten	1	0	0	1	0	39	-604
56	Philipp Geiss	2	0	0	0	0	38	-605
57	Jared Crawford	1	0	0	1	0	34	-609
58	Joshua B Gerrald	2	0	0	0	0	32	-611
59	Alex Ciambrone	1	0	0	0	0	31	-612
60	Brandon Schmidt	2	0	0	0	0	29	-614
61	Rob Ackley	2	0	0	0	0	27	-616
62	Jean Costa	2	0	0	0	0	26	-617
63	Derek Crone	1	0	0	0	0	23	-620
64	Jukka Savolainen	1	0	0	0	0	20	-623
65	Brandon Hayse Kettelle	1	0	0	0	0	12	-631
66	Nolan Scott	1	0	0	0	0	9	-634
67	Derek Wood	3	0	0	0	0	7	-636



2011 SEASON STANDINGS

Position	Driver	Starts	Wins	Top 5s	Top 10s	Poles	Points	Margin
1	Ray Alfalla	16	3	11	13	0	635	-
2	John Gorlinsky	16	2	9	12	0	592	-43
3	Thomas Hazard	16	2	4	12	0	581	-54
4	Brad Davies	16	3	9	10	0	552	-83
5	Brad Wright	16	1	4	8	0	523	-112
6	Brian Schoenburg	16	0	5	11	0	502	-133
7	Tyler D Hudson	16	0	2	6	0	489	-146
8	Josh Berry	16	1	7	10	0	480	-155
9	Derek Wood	16	1	5	8	0	465	-170
10	Steve Sheehan	16	2	4	6	0	462	-173
11	Chris Main	16	0	3	6	0	451	-184
11	Josh Parker	16	0	7	8	0	451	-184
13	Thomas Lewandowski	16	1	5	7	0	445	-190
14	Bryan Blackford	15	0	2	7	0	417	-218
15	Byron Daley	16	0	0	2	0	389	-246
16	Jeremy R Allen	16	1	3	4	0	381	-254
17	John Prather	16	0	0	2	0	378	-257
18	Charles Cospser	16	0	0	3	0	357	-278
19	Florian Godard	16	0	0	0	0	355	-280
20	Pedro Mojica	16	0	1	4	0	353	-282
21	Patrick Fogel	16	0	1	4	0	352	-283
22	Nolan Scott	16	0	0	2	0	351	-284
23	Richard Towler	16	0	3	5	0	344	-291
24	Connor Mackenzie	16	0	1	5	0	341	-294
25	Jean Costa	16	0	0	1	0	330	-305
26	Matthew Moose	16	0	0	1	0	323	-312
27	Justin Lowery	16	0	0	1	0	321	-314
28	Jordan Erickson	14	0	0	2	0	313	-322
29	Andrew Fayash III	14	0	0	1	0	312	-323
29	Robert Hall	15	0	0	1	0	312	-323
31	Vinnie Sansone	13	0	0	1	0	305	-330
32	Joshua Laughton	16	0	0	2	0	304	-331
33	Greg Spears	16	0	0	1	0	294	-341
34	Richie Davidowitz	16	0	2	3	0	291	-344
35	Jameson Spies	16	0	0	1	0	289	-346
36	Dana Wymmer	16	0	0	0	0	268	-367
37	Jesse Atchison	12	0	0	1	0	267	-368
38	Josh Connors	16	0	0	0	0	263	-372
39	Jayson Anderson	16	0	0	0	0	257	-378
40	Steven Gilbert	16	0	0	1	0	254	-381
41	Chad Coleman	14	0	0	1	0	219	-416
42	Daniel Pope II	15	0	0	0	0	196	-439
43	Jordan Hightower	9	0	0	2	0	162	-473
44	Darrin Stevens	8	0	1	1	0	148	-487
45	Justin Trombley	9	0	0	0	0	138	-497
46	Jason Burstein	5	0	0	1	0	132	-503
47	Sandeep Banerjee	9	0	0	0	0	107	-528
48	Theo Olson	6	0	0	0	0	88	-547
49	Kevin King	3	1	1	1	0	82	-553
50	Patrick Baldwin	3	0	0	2	0	73	-562
51	Matt Sentell	4	0	0	0	0	71	-564
52	Ben Sexton	5	0	0	0	0	56	-579
53	Landon Harrison	4	0	0	0	0	53	-582
54	Chris Henion	2	0	0	0	0	52	-583
55	Jim Caudill Jr.	1	0	0	0	0	33	-602
56	PJ Stergios	1	0	0	0	0	18	-617
57	Marcus Lindsey	1	0	0	0	0	15	-620
57	Jeremy Thornton	1	0	0	0	0	15	-620
59	Michael Conti	1	0	0	0	0	4	-631

2010 SEASON STANDINGS

Position	Driver	Starts	Wins	Top 5s	Top 10s	Poles	Points	Margin
1	Richard Towler	16	4	12	12	0	2,626	-
2	Brad Davies	16	3	11	14	0	2,608	-18
3	Thomas Lewandowski	16	0	6	13	0	2,359	-267
4	Derek Wood	16	3	8	10	0	2,298	-328
5	Josh Berry	16	2	7	9	0	2,288	-338
6	John Gorlinsky	16	1	7	8	0	2,237	-389
7	Josh Parker	16	1	6	8	0	2,211	-415
8	Ray Alfalla	16	1	4	10	0	2,171	-455
9	Thomas Hazard	16	0	4	9	0	2,130	-496
10	Bryan Blackford	16	0	0	7	0	1,998	-628
11	Brian Schoenburg	16	0	3	7	0	1,995	-631
12	Jesse Atchison	16	0	0	7	0	1,938	-688
13	Theo Olson	16	0	7	9	0	1,921	-705
14	Patrick Fogel	16	0	1	3	0	1,887	-739
15	John Prather	16	0	0	2	0	1,833	-793
16	Jayson Anderson	16	0	1	4	0	1,768	-858
17	Connor Mackenzie	16	0	1	5	0	1,765	-861
18	Tyler D Hudson	16	0	1	6	0	1,749	-877
19	Matt Sentell	16	0	0	0	0	1,743	-883
20	Chris Main	16	0	0	2	0	1,656	-970
21	Robert Hall	16	0	1	3	0	1,618	-1,008
22	Florian Godard	15	0	0	1	0	1,548	-1,078
23	Andrew Fayash III	16	0	0	2	0	1,540	-1,086
24	Jordan Hightower	16	0	0	0	0	1,473	-1,153
25	Sandeep Banerjee	16	1	1	1	0	1,453	-1,173
26	Justin Trombley	14	0	1	2	0	1,450	-1,176
27	Darrin Stevens	15	0	0	1	0	1,439	-1,187
28	Jordan Erickson	16	0	1	1	0	1,434	-1,192
29	Daniel Pope II	15	0	0	2	0	1,323	-1,303
30	Vinnie Sansone	14	0	0	1	0	1,318	-1,308
31	Dion Vergers	14	0	0	0	0	1,292	-1,334
32	Jim Moore	15	0	0	0	0	1,290	-1,336
33	Dale Earnhardt Jr.	9	1	2	5	0	1,179	-1,447
34	Jim Caudill Jr.	13	0	2	2	0	1,136	-1,490
35	Derek Cash	11	0	1	3	0	1,050	-1,576
36	Joel Putty	9	0	0	1	0	778	-1,848
37	Alexander Horn	6	0	0	2	0	682	-1,944
38	Richard Crozier	7	0	0	0	0	589	-2,037
39	Jacob Adler	6	0	0	0	0	557	-2,069
40	Mike Kelley	7	0	0	0	0	538	-2,088
41	Jake Swanson	6	0	0	0	0	525	-2,101
42	Marcus Caton	5	0	0	1	0	426	-2,200
43	Steve Sheehan	3	1	1	2	0	399	-2,227
44	Nolan Scott	5	0	0	1	0	393	-2,233
45	Kirk Hapke	5	0	0	0	0	383	-2,243
46	Kyle Hadcock	4	0	0	0	0	367	-2,259
47	Jason Burstein	4	0	0	0	0	364	-2,262
48	Martin Thiermt	2	0	1	1	0	297	-2,329
49	Byron Daley	3	0	0	1	0	288	-2,338
50	Jon Adams	3	0	0	0	0	246	-2,380
51	Richie Davidowitz	2	0	0	1	0	214	-2,412
52	Jameson Spies	2	0	0	0	0	182	-2,444
53	Jason Lofing	2	0	0	0	0	146	-2,480
54	Pedro Mojica	1	0	0	1	0	134	-2,492
55	Kevin Bouhalassa	1	0	0	0	0	127	-2,499
56	Brad Wright	1	0	0	0	0	124	-2,502
57	Josh Connors	1	0	0	0	0	121	-2,505
58	Aleksi Elomaa	1	0	0	0	0	115	-2,511
59	Tyler Young	1	0	0	0	0	114	-2,512
60	Steven Gilbert	1	0	0	0	0	109	-2,517
61	Joe Quinn	1	0	0	0	0	103	-2,523
62	Jeremy R Allen	1	0	0	0	0	97	-2,529
63	Galen Winesette	1	0	0	0	0	82	-2,544
64	Mike Izzo	1	0	0	0	0	70	-2,556
65	Jean Costa	1	0	0	0	0	61	-2,565

FIND
YOUR
NEXT
RACING JOB

RACING



JOBS



FIND
YOUR
NEXT
CANDIDATE



.COM

BUILT FOR
RACERS
BY RACERS



WWW.RACINGJOBS.COM

ALL TIME RACE WINNERS

*Historical data accurate as of February 1, 2022.

Driver	Race Wins	First Win	Date	Last Win	Date
Ray Alfalla	26	Martinsville	3/23/10	Charlotte	5/25/21
Nick Ottinger	17	Phoenix	3/6/12	Talladega	9/28/21
Ryan Luza	16	Las Vegas	3/21/17	Las Vegas	3/2/21
Keegan Leahy	11	Phoenix	3/13/18	Texas	10/12/21
Michael Conti	11	New Hampshire	8/7/12	Daytona	2/8/21
Bobby Zalenski	10	Phoenix	4/25/17	Darlington	8/31/21
Kenny Humpe	10	Daytona	2/25/14	Kentucky	7/12/16
Brad Davies	6	Talladega	4/20/10	Chicagoland	8/16/11
Zack Novak	6	Indianapolis	8/1/17	Homestead	10/10/19
Jimmy Mullis	5	New Hampshire	7/24/18	New Hampshire	7/29/21
PJ Stergios	5	Phoenix	3/15/16	Homestead	10/11/16
Derek Wood	4	Texas	7/27/10	New Hampshire	7/5/11
John Gorlinsky	4	Daytona	6/29/10	Atlanta	9/4/12
Kevin King	4	Phoenix	9/27/11	Texas	4/8/14
Richard Towler	4	Bristol	3/9/10	Richmond	9/7/10
Steve Sheehan	4	Atlanta	8/24/10	Richmond	5/1/12
Allen Boes	3	Pocono	5/5/15	Texas	4/11/17
Corey Vincent	3	Kentucky	7/14/15	Indianapolis	9/10/19
Jake Stergios	3	Las Vegas	4/3/12	Atlanta	3/1/16
Joey Brown	3	Charlotte	5/28/13	Kentucky	7/1/14
Josh Berry	3	Darlington	5/4/10	Martinsville	3/29/11
Logan Clappitt	3	New Hampshire	9/27/16	Atlanta	3/16/21
Alex Warren	2	New Hampshire	7/15/14	Charlotte	5/19/15
Ashton Crowder	2	Darlington	8/27/19	Auto Club	2/25/20
Casey Kirwan	2	Bristol	8/20/19	Michigan	7/28/20
Chad Laughton	2	Michigan	6/17/14	Texas	4/7/15
Chris Shearburn	2	Homestead	11/2/20	Kansas	4/27/21
Jeremy Allen	2	Talladega	4/12/11	Daytona	2/21/12
Jon Adams	2	Pocono	6/12/12	Indianapolis	7/23/13
Matt Bussa	2	Atlanta	9/25/18	Michigan	8/17/21
Mitchell deJong	2	Circuit of the Americas	5/18/21	Road America	6/29/21
Thomas Hazard	2	Bristol	3/15/11	Charlotte	5/24/11
Thomas Lewandowski	2	Dover	8/30/11	Atlanta	8/26/14
Tyler Hudson	2	Chicagoland	9/17/13	Darlington	9/13/16
Adam Gilliland	1	Daytona	3/12/13		
Bob Bryant	1	Auto Club	3/30/21		
Brad Wright	1	Darlington	5/10/11		
Brandon Kettelle	1	Talladega	9/29/20		
Cody Byus	1	Pocono	6/13/17		
Dale Earnhardt Jr.	1	Daytona	2/9/10		
Danny Hansen	1	Charlotte	5/20/14		
Darik Bourdeau	1	Daytona	3/14/17		
Dylan Duval	1	Indianapolis	7/26/16		
Eric Smith	1	Auto Club	3/12/19		
Garrett Lowe	1	Michigan	8/6/19		
Graham Bowlin	1	Watkins Glen	8/3/21		
Jason Karlavige	1	Michigan	8/21/12		
Josh Parker	1	Phoenix	4/6/10		
Joshua Laughton	1	Talladega	7/9/13		
Kollin Keister	1	Charlotte	5/12/20		
Landon Harrison	1	Darlington	9/15/15		
Marcus Lindsey	1	Las Vegas	3/19/13		
Nickolas Shelton	1	Charlotte	5/22/18		
Peter Bennett	1	Homestead	10/15/13		
Robert Hall	1	Kentucky	6/26/12		
Sandeep Banerjee	1	Las Vegas	2/23/10		
Taylor Hurst	1	Chicagoland	9/12/17		
Vicente Salas	1	Richmond	4/13/21		



CONTACT

OTTO SZEBENI // DIRECTOR OF SALES & MARKETING

eNASCAR Coca-Cola iRacing Series Coordinator

Direct: 508.331.2269

eMail: otto.szebeni@iracing.com

